



QS World University Rankings: Sustainability 2025

University of Porto
Portugal



THE DATA CONTAINED HEREIN IS RELEASED UNDER EMBARGO AND MAY NOT BE RE-PUBLISHED OR REFERENCED WHOLE UNTIL 10TH DECEMBER, 10:00 GMT

Methodology: Performance Lenses and Weightings

Environmental Impact	Environmental Education	Assesses both the provision and the impact of an institution's education in Environmental Sustainability. Aggregates reputation data, alumni data and institutional data on curricular provision.	17.0%
	Environmental Research	Assesses the impact of the research environment at the institution in topics aligned to these specific UN SDGs: 7, 11, 12,13,14 & 15. Aggregates this data with and national spending on R&D.	13.0%
	Environmental Sustainability	Assesses an institution's strategy and operations towards an environmentally sustainable future. Aggregates institutional data, membership of climate-focused groups, alumni data, and survey data.	15.0%
Social Impact	Employability and Outcomes	Assesses an institution's efforts in providing employment opportunities, and its reputation and research partnerships with industry. Aggregates research data, survey data, reputation data and national-level statistics.	11.0%
	Equality	Assesses both the effort and impact of an institution's equality commitment. An aggregation of institutional data, survey data, research data and national-level statistics.	12.0%
	Health & Wellbeing	Assesses an institution's commitment to improving the health and wellbeing not only of its students, but society more widely. An aggregation of research data, alumni data, institutional data and national-level statistics.	5.0%
	Impact of Education	Assesses the provision of quality education and research, and the impact of that provision. Aggregates research data, reputation data, alumni data and national-level statistics.	7.0%
	Knowledge Exchange	Assesses how institutions partner in research between developed and developing regions to share knowledge and spur educational growth and the positive impact of a university on its local community and wider society. Aggregates research data and survey data.	10.0%
Governance	Good Governance	Assesses whether an institution has strong governance in place, through for example open decision-making, a holistic ethical organisational culture, student representation on university's governing bodies and financial transparency. Aggregates institutional data, research data, survey data and national-level statistics.	10.0%

Global Overview

Published Institutions

1,751

Global

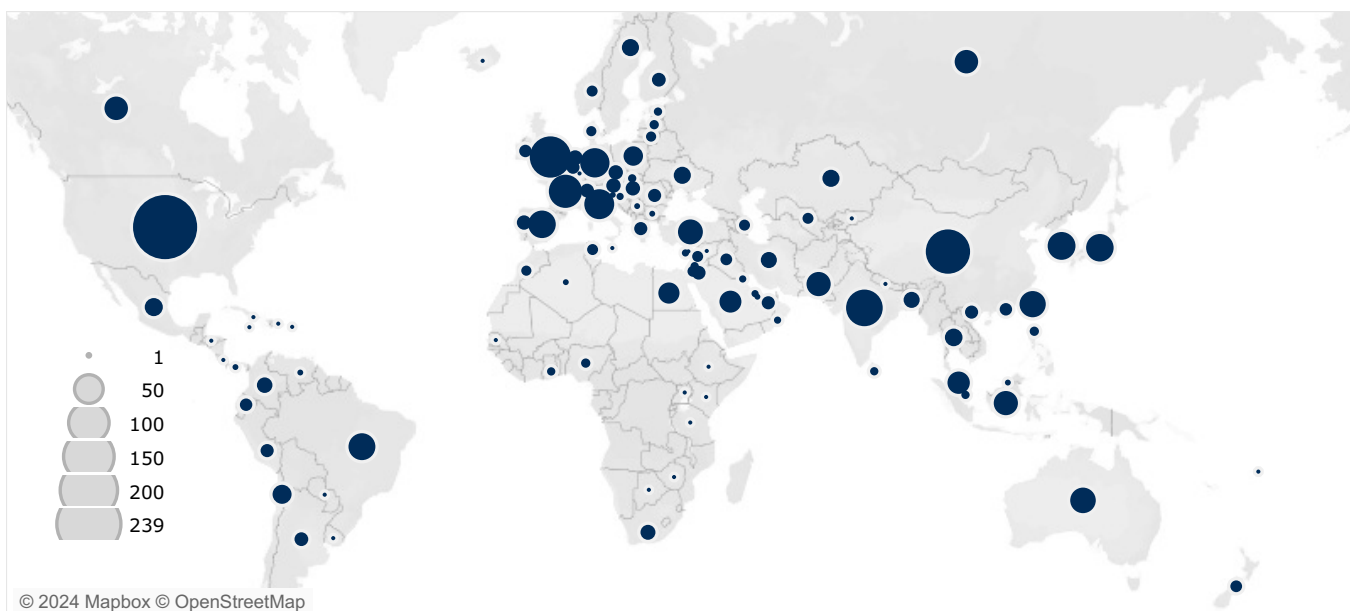
563

Europe

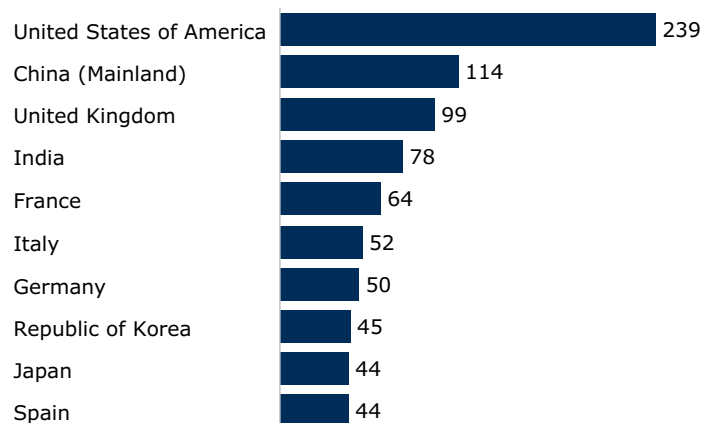
12

Portugal

Distribution of published institutions across 107 locations



Top locations by number of published institutions



Published institutions per region



Global Rank Summary 2024

University of Porto

Overall =209 <i>out of 1,751 Institutions</i>	Europe =95 <i>out of 563 Institutions</i>	Portugal 2 <i>out of 12 Institutions</i>
---	---	--

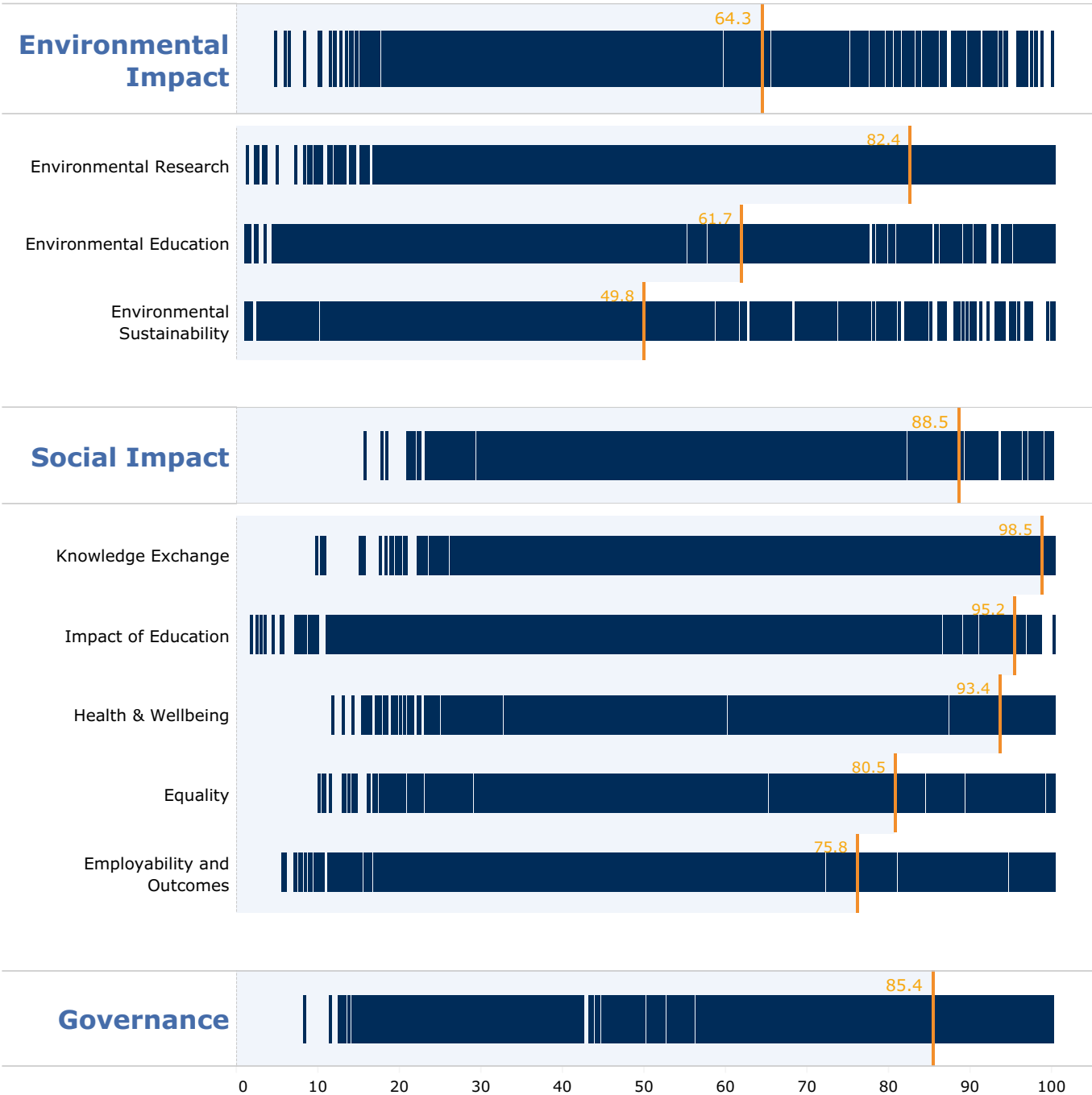
		Rank	Change on last year
Environmental Impact		=323	↓
Environmental Research		=321	↑
Environmental Sustainability		=388	↓
Environmental Education		=422	↑
Social Impact		=127	↑
Knowledge Exchange		=17	↑
Impact of Education		=30	↓
Health & Wellbeing		=169	↑
Equality		=298	↑
Employability and Outcomes		351	↓
Governance		=286	↑

A missing directional arrow means there is no prior years data.

Global Score Performance (1-100)

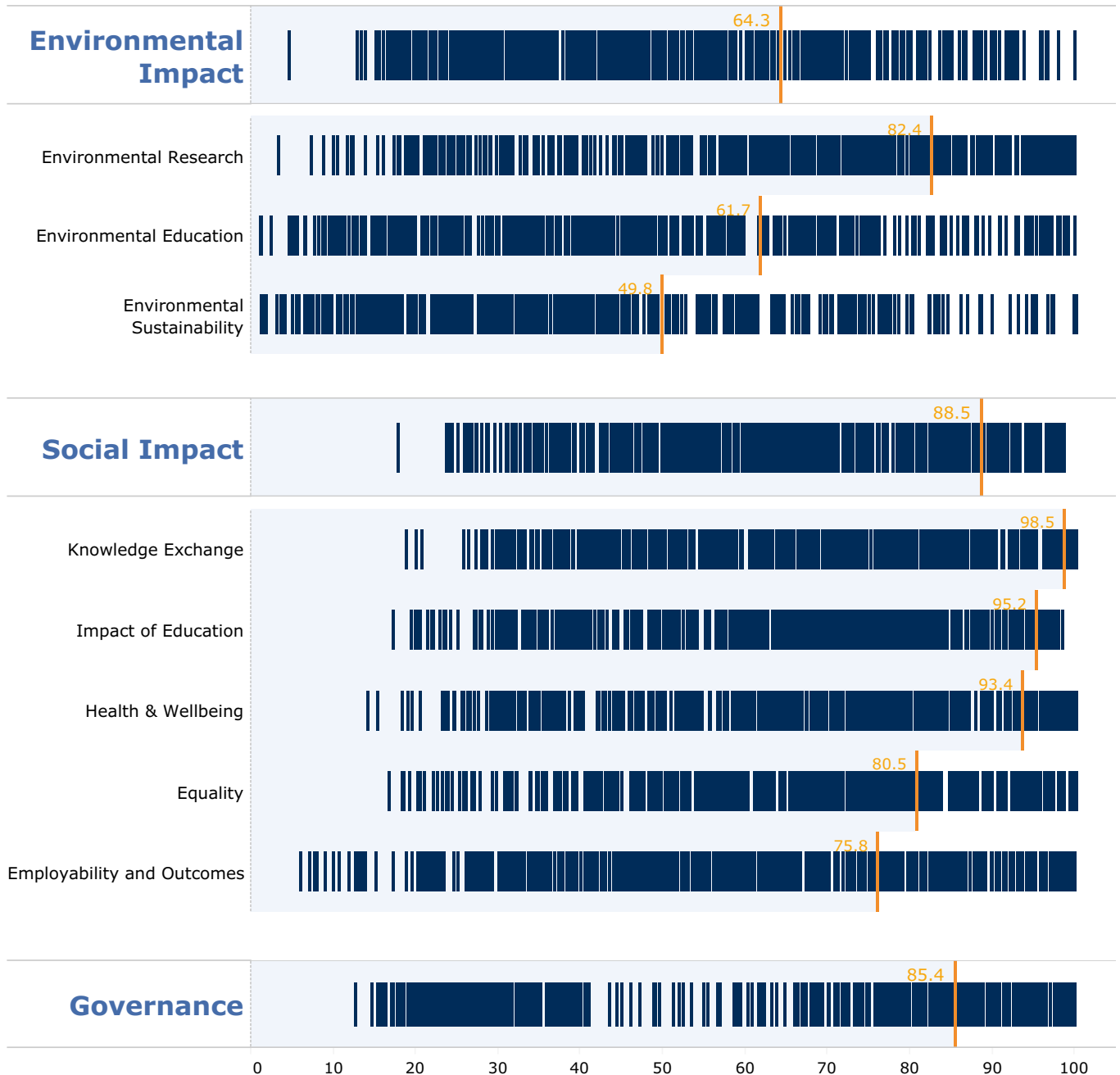
University of Porto

Overall Score
78.1/100



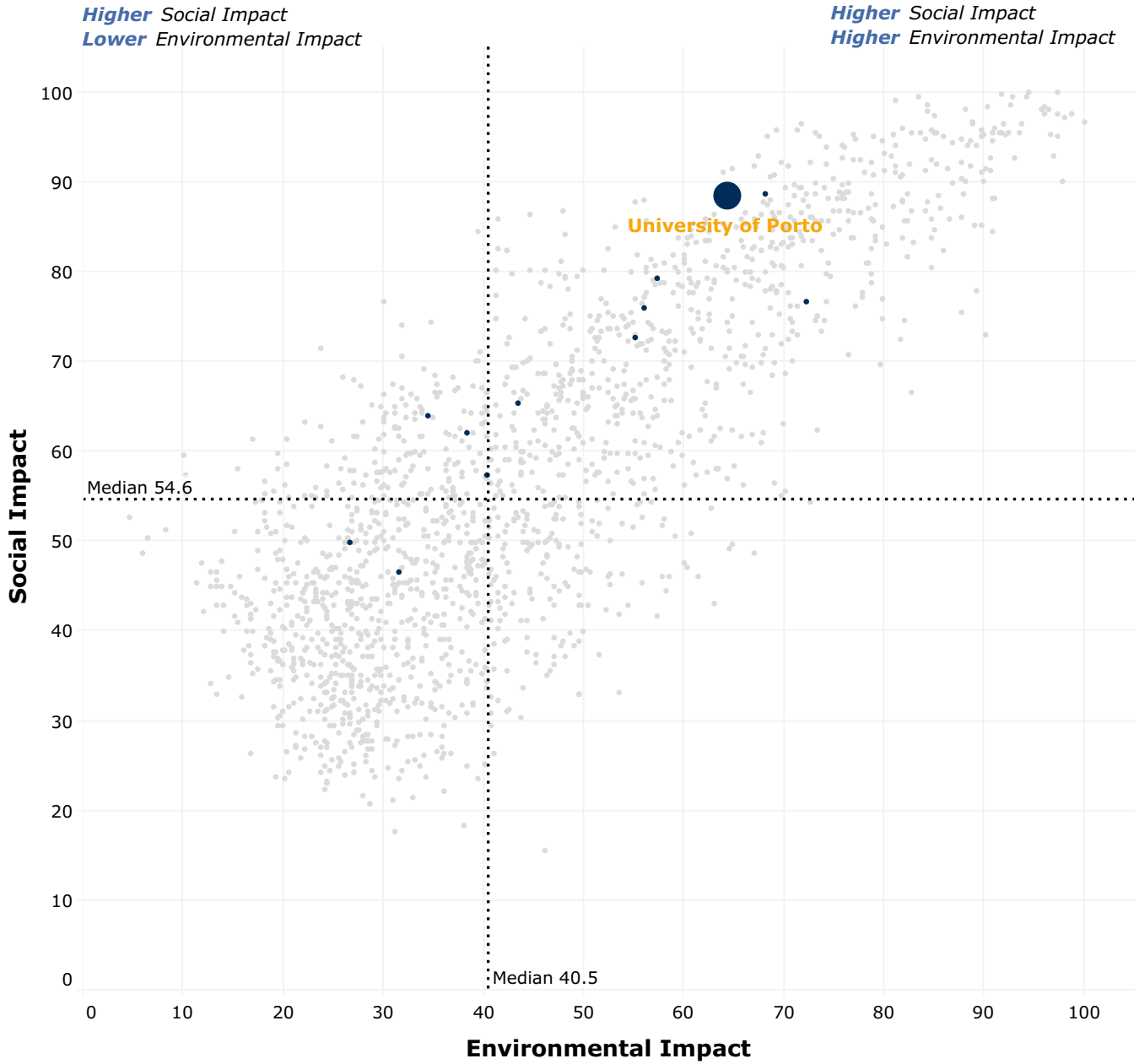
Score Performance (1-100) Amongst Institutions in Europe

University of Porto



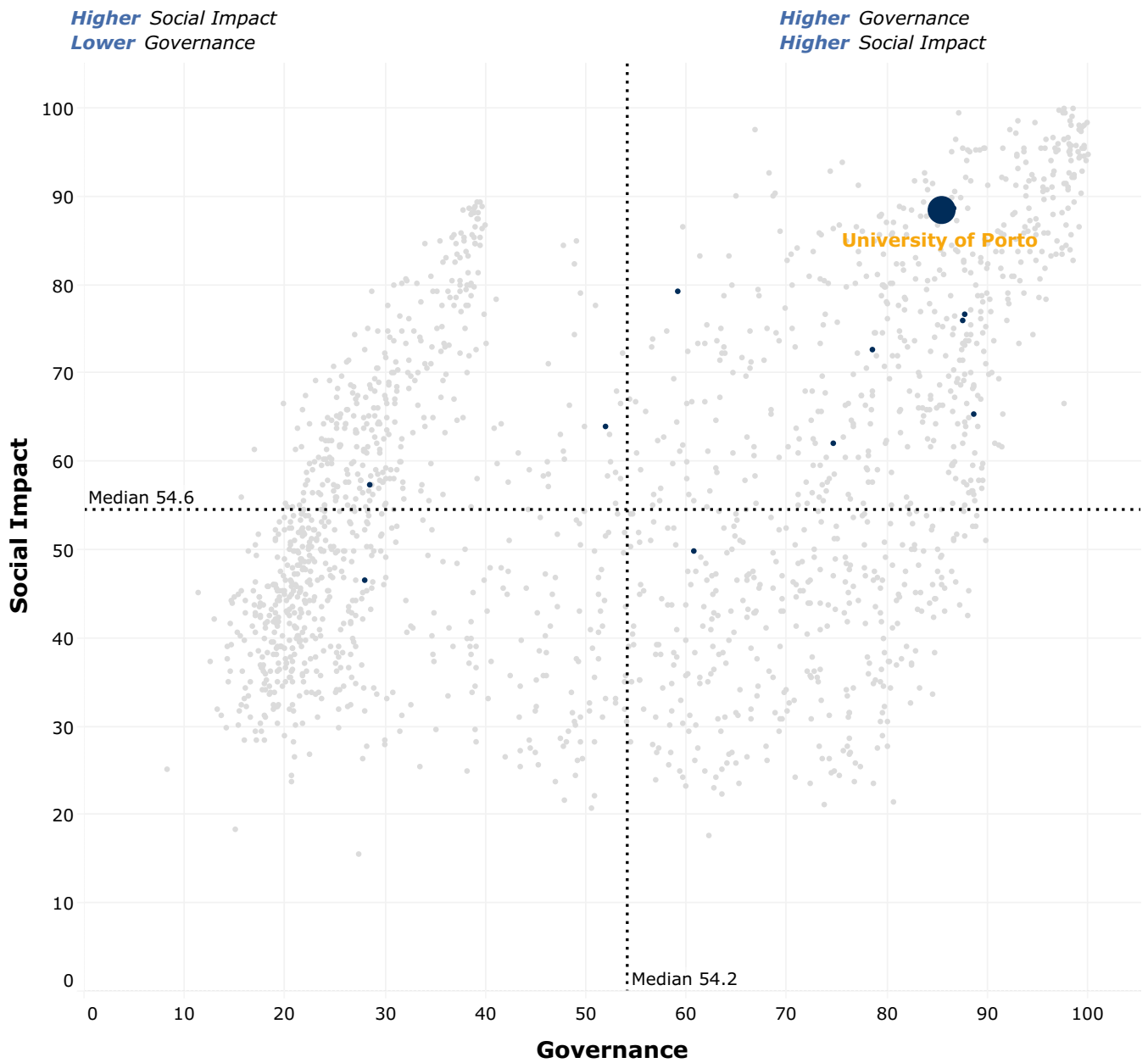
Global Distribution of Environmental and Social Impact Scores

The large blue dot shows **University of Porto**. Smaller blue dots indicate other institutions in **Portugal** and the grey dots represent all other institutions



Global Distribution of Governance and Social Impact Scores

The large blue dot shows **University of Porto**. Smaller blue dots indicate other institutions in **Portugal** and the grey dots represent all other institutions



Global Distribution of Environmental Impact and Governance Scores

The large blue dot shows **University of Porto**. Smaller blue dots indicate other institutions in **Portugal** and the grey dots represent all other institutions

