

A Universidade do Porto no University Ranking by Academic Performance URAP 2014-2015 Field Based Rankings

Universidade do Porto. Reitoria. Serviço de Melhoria Contínua
10 de julho de 2015

Sumário

1. Metodologia do URAP 2014-2015 Field Based Rankings	2
2. A U.Porto no URAP Field Based Rankings: evolução	3
3. Universidades portuguesas no URAP 2014-2015 Field Based Rankings	5
Mathematical Sciences.....	5
Physical Sciences.....	6
Chemical Sciences	7
Earth Sciences	8
Environmental Sciences	9
Biological Sciences.....	10
Agricultural and Veterinary Sciences.....	11
Information & Computing Sciences	12
Engineering	13
Technology.....	14
Medical and Health Sciences	15
Built Environment and Design	16
Education	17
Economics.....	18
Commerce, Management, Tourism and Services.....	19
Studies in Human Society	20
Psychology and Cognitive Sciences.....	21
Law and Legal Studies	22
Studies in Creative Arts and Writing	22
Language, Communication and Culture	22
History and Archaeology	22
Philosophy and Religious Studies	22
Multidisciplinary	23
4. Índice de tabelas	24
5. Índice de gráficos	24

A Universidade do Porto no University Ranking by Academic Performance URAP 2014-2015 Field Based Rankings

<http://www.urapcenter.org/2014/fields.php>

1. Metodologia do URAP 2014-2015 Field Based Rankings

O URAP Field Based Rankings é elaborado pelo Informatics Institute da Middle East Technical University, Turquia.

“URAP 2014-2015 Field Based Ranking is based on 5 academic performance indicators. Since URAP is an academic performance based ranking, publications constitute the basis of the ranking methodology. Both quality and quantity of publications and international research collaboration performance are used as indicators. The indicators, the data sources, and the duration of coverage are summarized in the table below.

Indicator	Objective	Coverage Source
Article	Scientific Productivity	2011-2013 InCites
Citation	Research Impact	2011-2013 InCites
Article Impact Total	Research Quality	2011-2013 InCites
Citation Impact Total	Research Quality	2011-2013 InCites
International Collaboration	International Acceptance	2011-2013 InCites

A detailed description of each indicator is provided below:

Article : is a measure of scientific productivity which includes articles published in 2011-2013 and indexed by Web of Science. The weight of this indicator on the overall ranking is %25.

Citation: is a measure of research impact and scored according to the total number of citations received in 2011-2013 for the articles published in and indexed by Web of Science. Self-citations are excluded. The effect of citation on the overall ranking is %20.

Article Impact Total (AIT): is a measure of scientific productivity revised by the institution's normalized CPP(1) with respect to the world CPP in the corresponding field. AIT is the number of publications multiplied by the institution's CPP divided by the world CPP in that field between 2011 and 2013. The ratio of the institution's CPP and the world CPP indicates whether the institution is performing above or below the world average in that field. The weight of this indicator is %20.

Citation Impact Total (CIT): is a measure of research impact revised by the institution's normalized CPP with respect to the world CPP in the corresponding field. CIT is the number of citations multiplied by the institution's CPP divided by the world CPP in that field between 2011 and 2013. The contribution of this indicator to the overall ranking is %25.

International Collaboration : is a measure of global acceptance of a university. International collaboration data, which is based on the total number of publications made in collaboration with foreign universities, is obtained from InCites for the years 2011-2013. The weight of this indicator is %10 in the overall ranking.

For the 2013 URAP Field Ranking, bibliometric data is obtained through Thomson Reuters' InCites research analytics service(2), which provides an interface to the Web of Science database. The 23 fields used in the ranking are based on the discipline classification matrix developed by the Australian Research Council for journals indexed in Web of Science(3) .

(1)CPP stands for citation per publication

(2)<http://researchanalytics.thomsonreuters.com/incites/>

(3)<http://www.arc.gov.au/pdf/ERA15/ERA%202015%20Discipline%20Matrix.pdf>¹

¹ http://www.urapcenter.org/2014/field_indicator.php Acedido 8 de julho de 2015

2. A U.Porto no URAP Field Based Rankings: evolução

Tabela 1: Evolução 2013/14 e 2014/15 das posições e scores totais da U.Porto no URAP Field Based Rankings

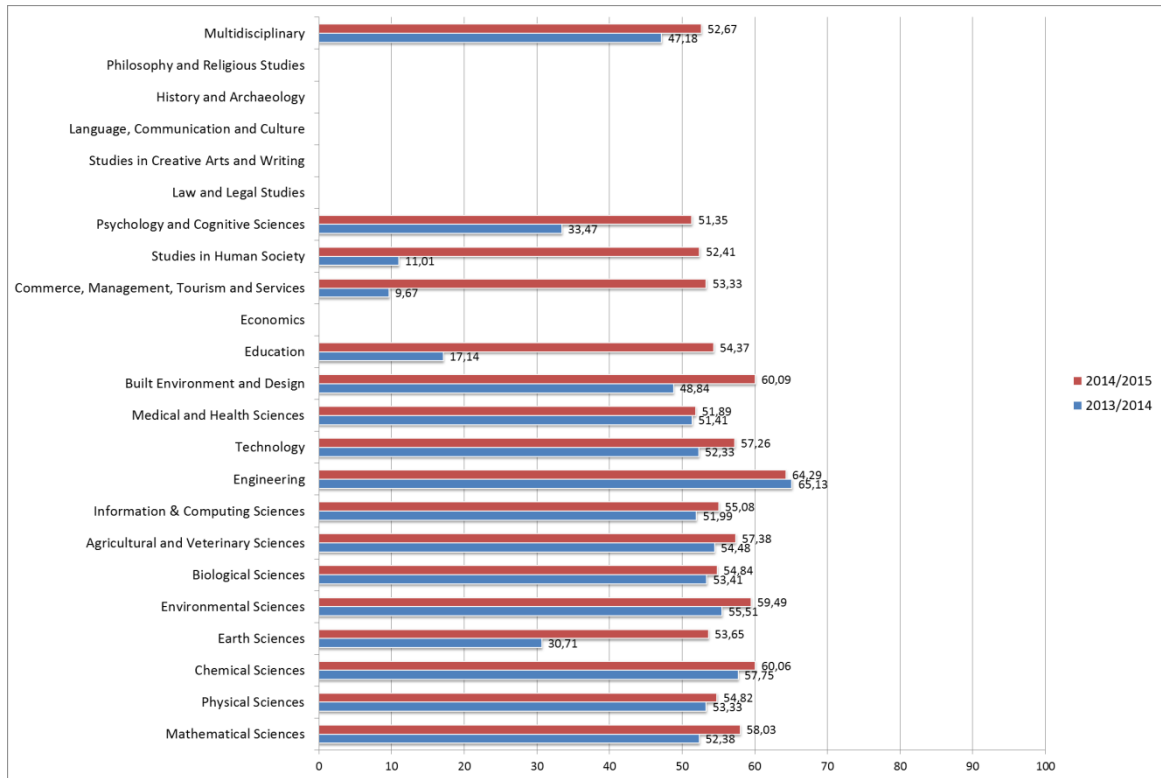
	2013/2014 ²				2014/2015 ³				
	#Mundo	#Europa	#Portugal	Score total	#Mundo	#Europa	#Iberoam	#Portugal	Score total
Mathematical Sciences	309	139	3	52,38	321	143	21	2	58,03
Physical Sciences	277	136	2	53,33	326	153	27	4	54,82
Chemical Sciences	129	48	1	57,75	118	36	5	2	60,06
Earth Sciences	360	179	3	30,71	319	154	19	3	53,65
Environmental Sciences	112	45	1	55,51	113	44	7	2	59,49
Biological Sciences	170	77	1	53,41	132	55	5	1	54,84
Agricultural and Veterinary Sciences	146	58	1	54,48	128	47	10	2	57,38
Information & Computing Sciences	212	86	2	51,99	216	85	12	2	55,08
Engineering	77	17	1	65,13	78	16	2	1	64,29
Technology	166	54	1	52,33	167	46	7	1	57,26
Medical and Health Sciences	271	128	1	51,41	239	112	6	1	51,89
Built Environment and Design	92	39	3	48,84	68	30	3	3	60,09
Education	246	64	1	17,14	227	70	5	2	54,37
Economics	n.c.				n.c.				
Commerce, Management, Tourism and Services	387	130	2	9,67	341	120	14	2	53,33
Studies in Human Society	368	132	2	11,01	371	149	14	3	52,41
Psychology and Cognitive Sciences	415	182	2	33,47	360	159	15	2	51,35
Law and Legal Studies	n.c.				n.c.				
Studies in Creative Arts and Writing	n.c.				n.c.				
Language, Communication and Culture	n.c.				n.c.				
History and Archaeology	n.c.				n.c.				
Philosophy and Religious Studies	n.c.				n.c.				
Multidisciplinary	304	128	2	47,18	199	81	7	2	52,67

n.c.: não consta

² A informação de 2013/14, acedida em 24 de julho de 2014 em <http://www.urapcenter.org/2013/fields.php>, foi gentilmente tratada pelo Professor António Marques.

³ Acedido 8 de julho de 2015 em <http://www.urapcenter.org/2014/fields.php>.

Gráfico 1 Evolução 2013/14 e 2014/15 dos scores totais da U.Porto no URAP Field Based Rankings



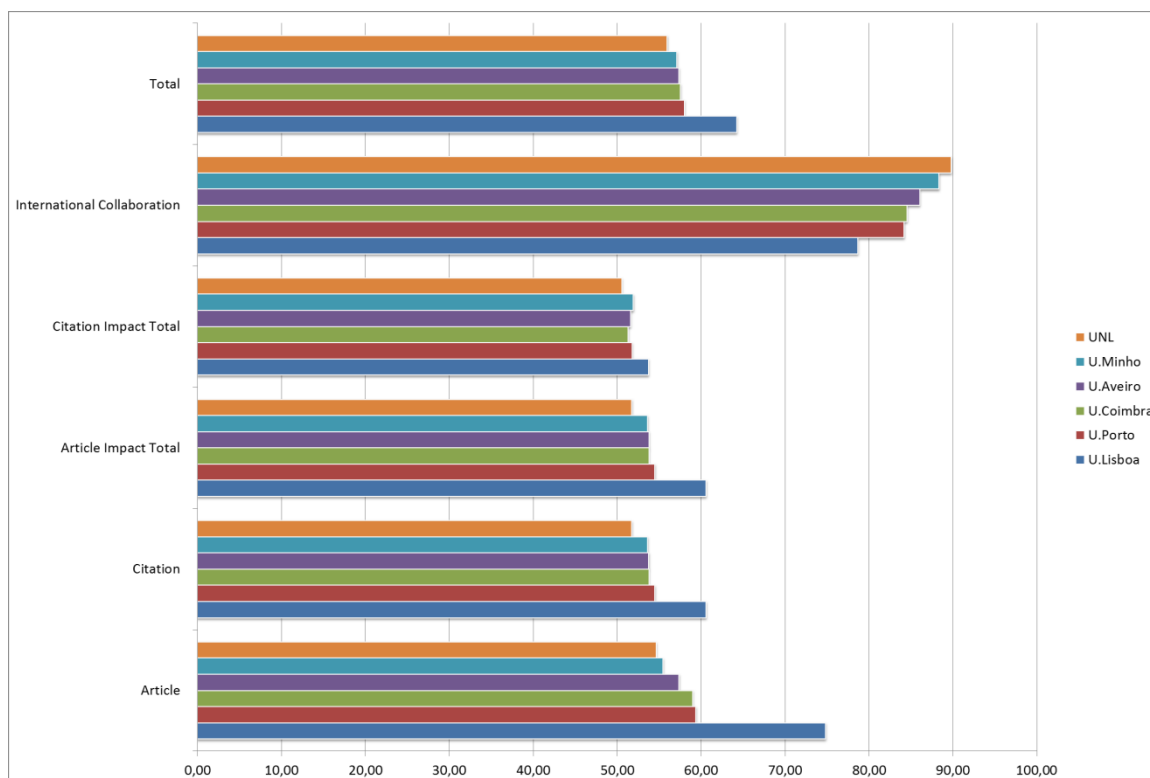
3. Universidades portuguesas no URAP 2014-2015 Field Based Ranking

Mathematical Sciences

Tabela 2: Posições e scores das universidades portuguesas no URAP Mathematical Sciences Ranking 2014/15

	#Word	Article	Citation	Article Impact Total	Citation Impact Total	Int. Collab.	Total score	#Europa	#Iberoam	#PT
U.Lisboa	77	74,85	60,61	60,61	53,75	78,70	64,26	24	3	1
U.Porto	321	59,40	54,52	54,52	51,80	84,21	58,03	143	21	2
U.Coimbra	359	59,01	53,80	53,80	51,33	84,56	57,56	159	27	3
U.Aveiro	389	57,39	53,79	53,80	51,60	86,07	57,37	178	31	4
U.Minho	413	55,48	53,65	53,65	51,95	88,36	57,15	189	35	5
UNL	628	54,66	51,76	51,76	50,56	89,82	55,99	276	48	6
Nº de Univ/IES	900							370	77	6

Gráfico 2: Scores das universidades portuguesas no URAP Mathematical Sciences Ranking 2014/15

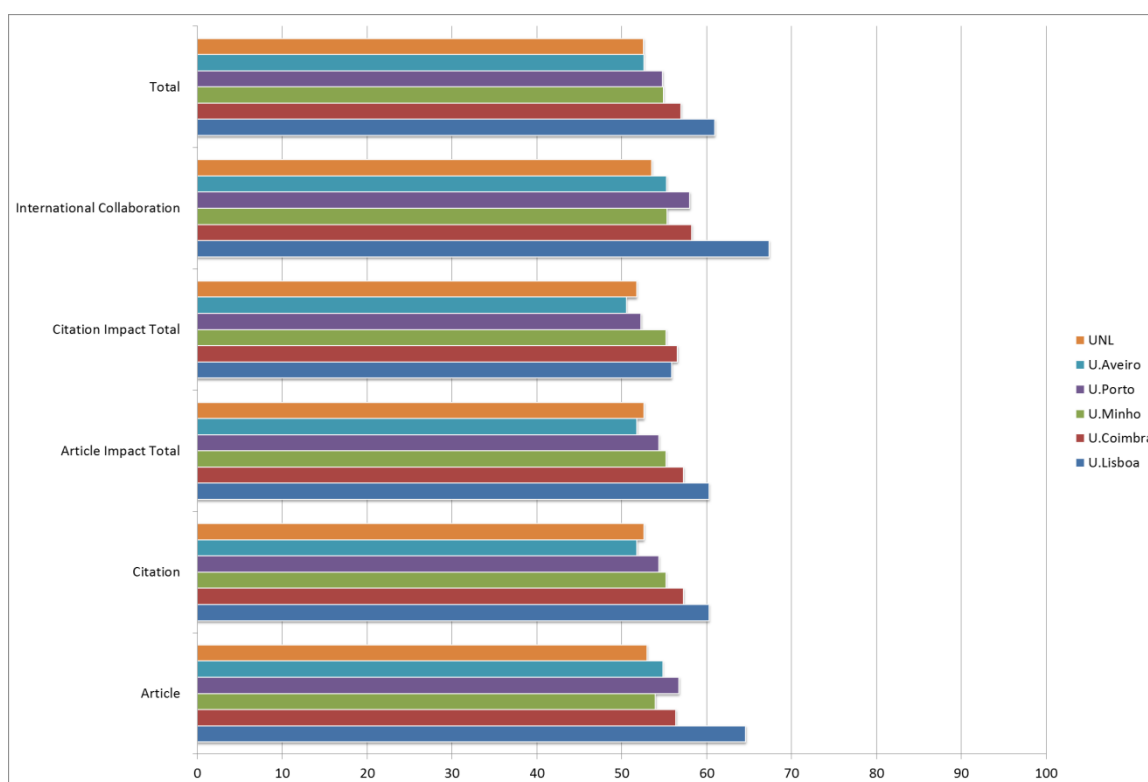


Physical Sciences

Tabela 3: Posições e scores das universidades portuguesas no URAP Physical Sciences Ranking 2014/15

	#Word	Article	Citation	Article Impact Total	Citation Impact Total	Int. Collab.	Total score	#Europa	#Iberoam	#PT
U.Lisboa	129	64,61	60,29	60,29	55,88	67,36	60,97	59	6	1
U.Coimbra	226	56,39	57,29	57,29	56,57	58,25	56,98	108	14	2
U.Minho	321	53,97	55,20	55,2	55,22	55,36	54,92	149	26	3
U.Porto	326	56,76	54,38	54,38	52,29	58,03	54,82	153	27	4
U.Aveiro	462	54,83	51,80	51,8	50,55	55,28	52,60	226	34	5
UNL	464	52,98	52,61	52,61	51,76	53,53	52,58	227	35	6
Nº de Univ/IES	1000							389	81	6

Gráfico 3: Scores das universidades portuguesas no URAP Physical Sciences Ranking 2014/15

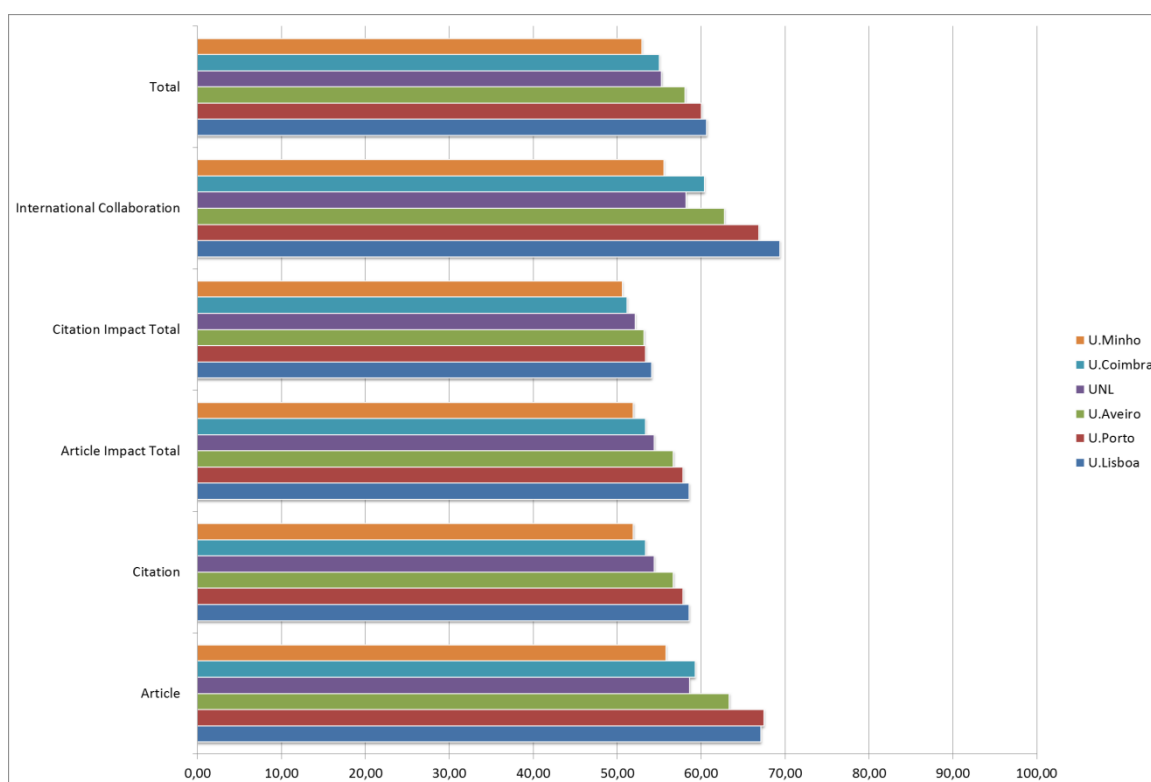


Chemical Sciences

Tabela 4: Posições e scores das universidades portuguesas no URAP Chemical Sciences Ranking 2014/15

	#Word	Article	Citation	Article Impact Total	Citation Impact Total	Int. Collab.	Total score	#Europa	#Iberoam	#PT
U.Lisboa	111	67,14	58,60	58,60	54,12	69,40	60,70	33	3	1
U.Porto	118	67,50	57,87	57,87	53,39	66,88	60,06	36	5	2
U.Aveiro	157	63,38	56,73	56,73	53,23	62,79	58,12	56	10	3
UNL	276	58,66	54,45	54,45	52,17	58,21	55,31	115	16	4
U.Coimbra	292	59,30	53,39	53,39	51,19	60,40	55,02	122	19	5
U.Minho	453	55,83	51,96	51,96	50,63	55,57	52,96	190	36	6
Nº de Univ/IES	1000							382	84	6

Gráfico 4: Scores das universidades portuguesas no URAP Chemical Sciences Ranking 2014/15

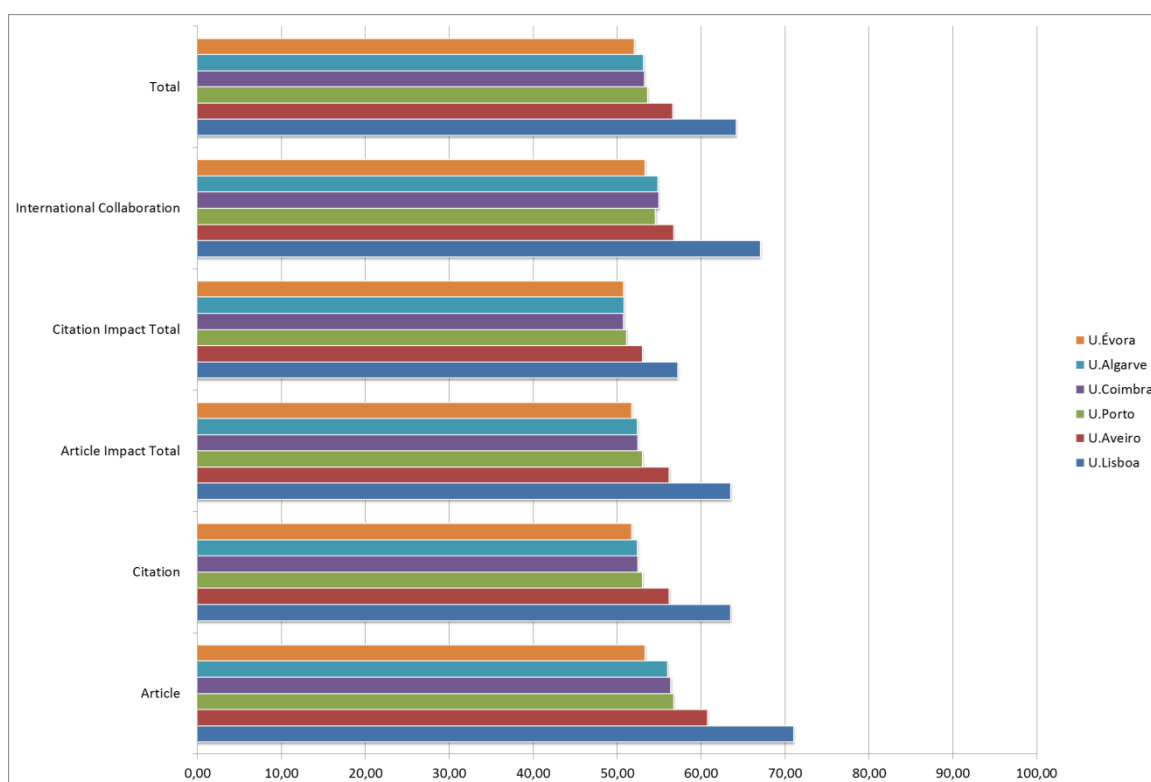


Earth Sciences

Tabela 5: Posições e scores das universidades portuguesas no URAP Earth Sciences Ranking 2014/15

	#Word	Article	Citation	Article Impact Total	Citation Impact Total	Int. Collab.	Total score	#Europa	#Iberoam	#PT
U.Lisboa	65	71,05	63,54	63,54	57,22	67,07	64,19	30	2	1
U.Aveiro	183	60,77	56,24	56,24	53,01	56,74	56,61	87	9	2
U.Porto	319	56,76	53,03	53,03	51,15	54,59	53,65	154	19	3
U.Coimbra	346	56,41	52,46	52,46	50,80	54,97	53,28	170	23	4
U.Algarve	355	56,05	52,44	52,44	50,83	54,88	53,18	173	25	5
U.Évora	462	53,36	51,73	51,73	50,76	53,35	52,06	225	36	6
Nº de Univ/IES	500							240	42	6

Gráfico 5: Scores das universidades portuguesas no URAP Earth Sciences Ranking 2014/15

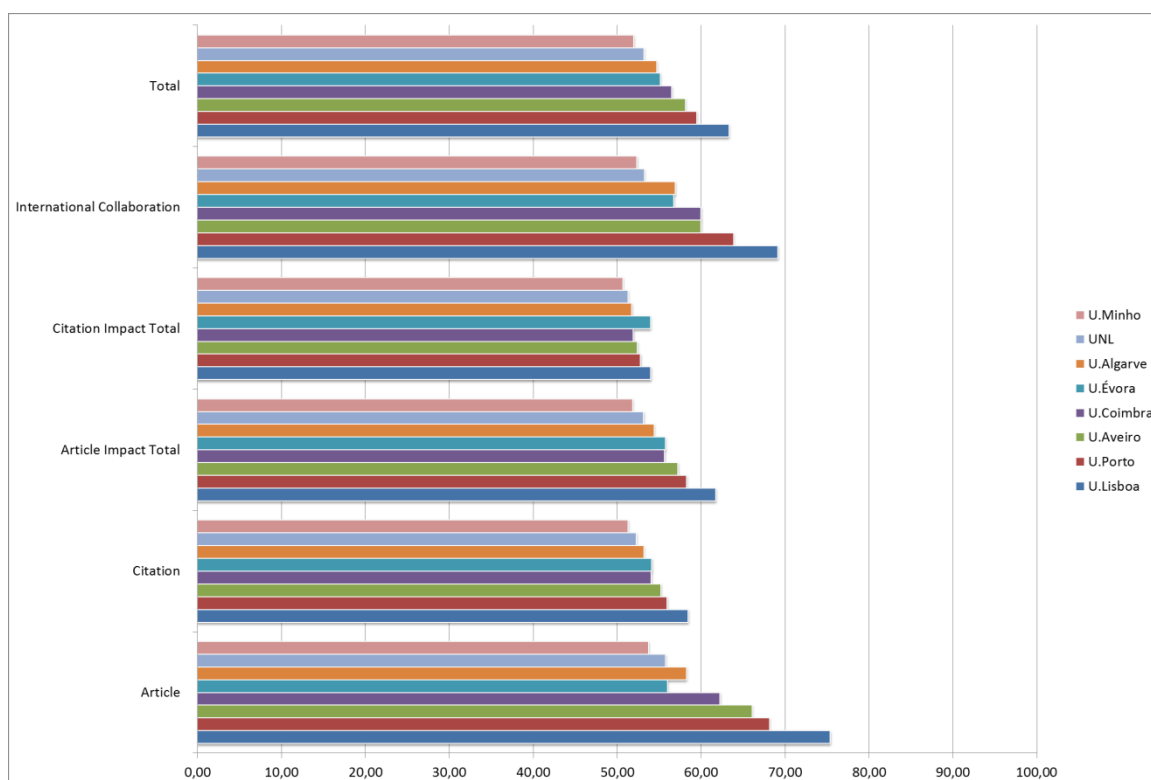


Environmental Sciences

Tabela 6: Posições e scores das universidades portuguesas no URAP Environmental Sciences Ranking 2014/15

	#Word	Article	Citation	Article Impact Total	Citation Impact Total	Int. Collab.	Total score	#Europa	#Iberoam	#PT
U.Lisboa	56	75,41	58,48	61,77	54,04	69,16	63,33	20	3	1
U.Porto	113	68,17	55,98	58,30	52,81	63,88	59,49	44	7	2
U.Aveiro	132	66,09	55,24	57,27	52,44	60,02	58,14	56	8	3
U.Coimbra	177	62,27	54,10	55,68	51,96	60,02	56,52	73	10	4
U.Évora	232	56,02	54,16	55,77	53,99	56,77	55,16	102	16	5
U.Algarve	254	58,28	53,19	54,42	51,76	56,94	54,73	114	20	6
UNL	361	55,79	52,29	53,18	51,31	53,25	53,19	163	30	7
U.Minho	484	53,76	51,33	51,85	50,69	52,37	51,99	224	57	8
Nº de Univ/IES	500							229	60	8

Gráfico 6: Scores das universidades portuguesas no URAP Environmental Sciences Ranking 2014/15

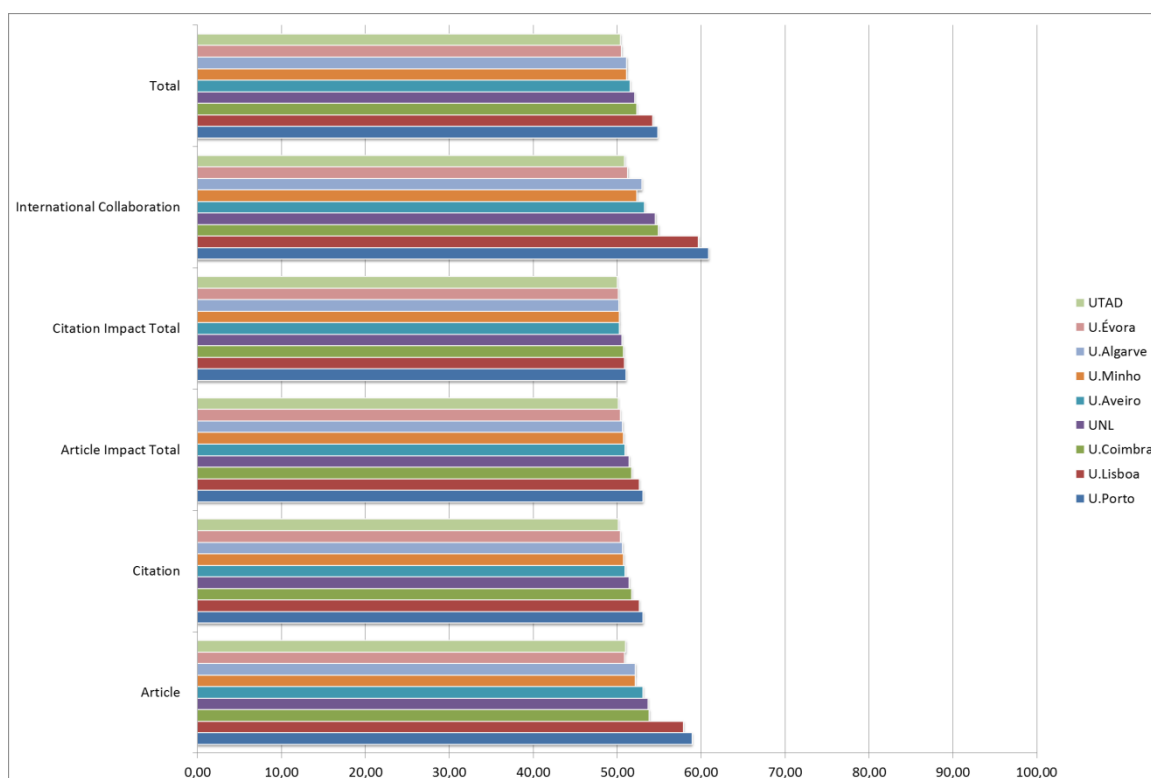


Biological Sciences

Tabela 7: Posições e scores das universidades portuguesas no URAP Biological Sciences Ranking 2014/15

	#Word	Article	Citation	Article Impact Total	Citation Impact Total	Int. Collab.	Total score	#Europa	#Iberoam	#PT
U.Porto	132	58,93	53,10	53,10	51,08	60,91	54,84	55	5	1
U.Lisboa	168	57,91	52,65	52,65	50,90	59,68	54,23	73	8	2
U.Coimbra	290	53,84	51,73	51,73	50,78	54,95	52,34	123	17	3
UNL	318	53,69	51,45	51,45	50,57	54,59	52,10	137	18	4
U.Aveiro	399	53,10	50,94	50,94	50,29	53,27	51,55	168	26	5
U.Minho	495	52,17	50,79	50,79	50,29	52,38	51,17	211	42	6
U.Algarve	498	52,20	50,67	50,67	50,21	52,96	51,17	214	43	7
U.Évora	736	50,87	50,38	50,38	50,17	51,28	50,54	298	74	8
UTAD	816	51,03	50,14	50,14	50,01	50,90	50,41	327	82	9
Nº de Univ/IES	1000							391	98	9

Gráfico 7: Scores das universidades portuguesas no URAP Biological Sciences Ranking 2014/15

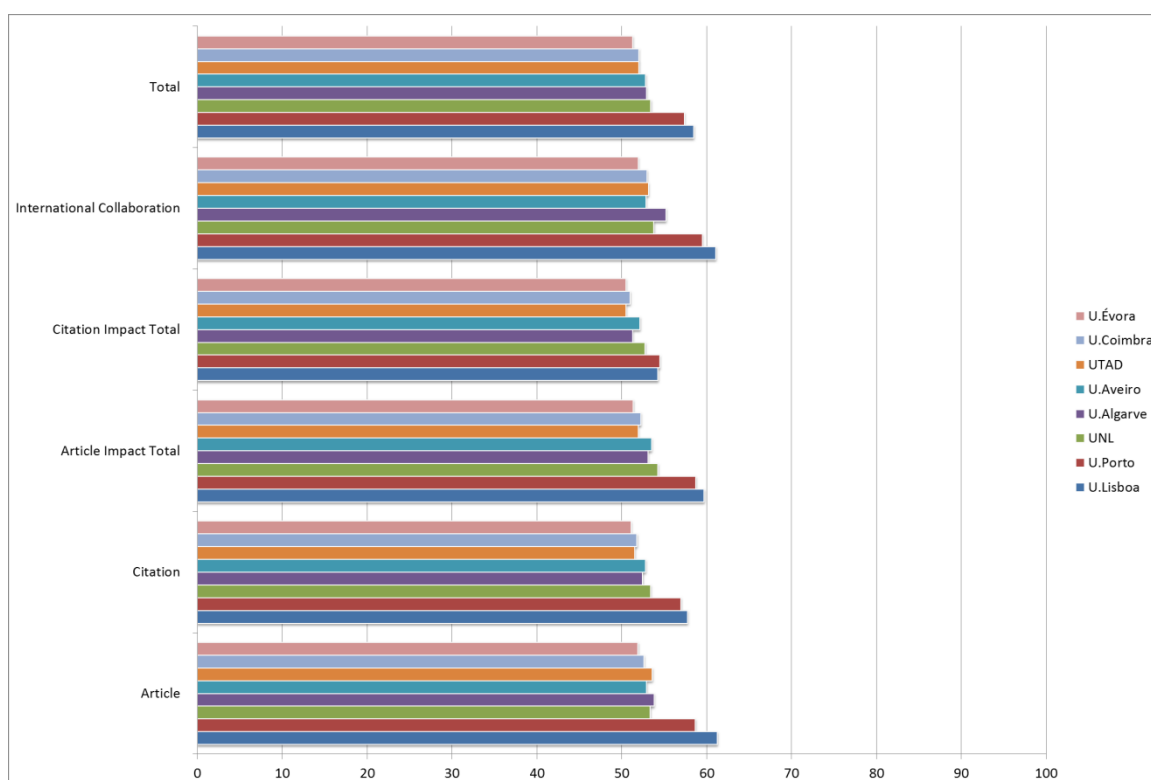


Agricultural and Veterinary Sciences

Tabela 8: Posições e scores das universidades portuguesas no URAP Agricultural and Veterinary Sciences Ranking 2014/15

	#Word	Article	Citation	Article Impact Total	Citation Impact Total	Int. Collab.	Total score	#Europa	#Iberoam	#PT
U.Lisboa	101	61,27	57,76	59,72	54,28	61,09	58,49	35	7	1
U.Porto	128	58,68	56,97	58,73	54,48	59,49	57,38	47	10	2
UNL	296	53,35	53,41	54,27	52,76	53,80	53,44	129	28	3
U.Algarve	342	53,81	52,47	53,09	51,29	55,22	52,91	147	34	4
U.Aveiro	353	52,93	52,80	53,51	52,15	52,85	52,82	151	36	5
UTAD	450	53,60	51,54	51,93	50,51	53,15	52,04	189	47	6
U.Coimbra	455	52,61	51,8	52,25	51,00	52,98	52,01	192	48	7
U.Évora	565	51,92	51,09	51,36	50,50	51,94	51,29	236	67	8
Nº de Univ/IES	600							252	72	8

Gráfico 8: Scores das universidades portuguesas no URAP Agricultural and Veterinary Sciences Ranking 2014/15

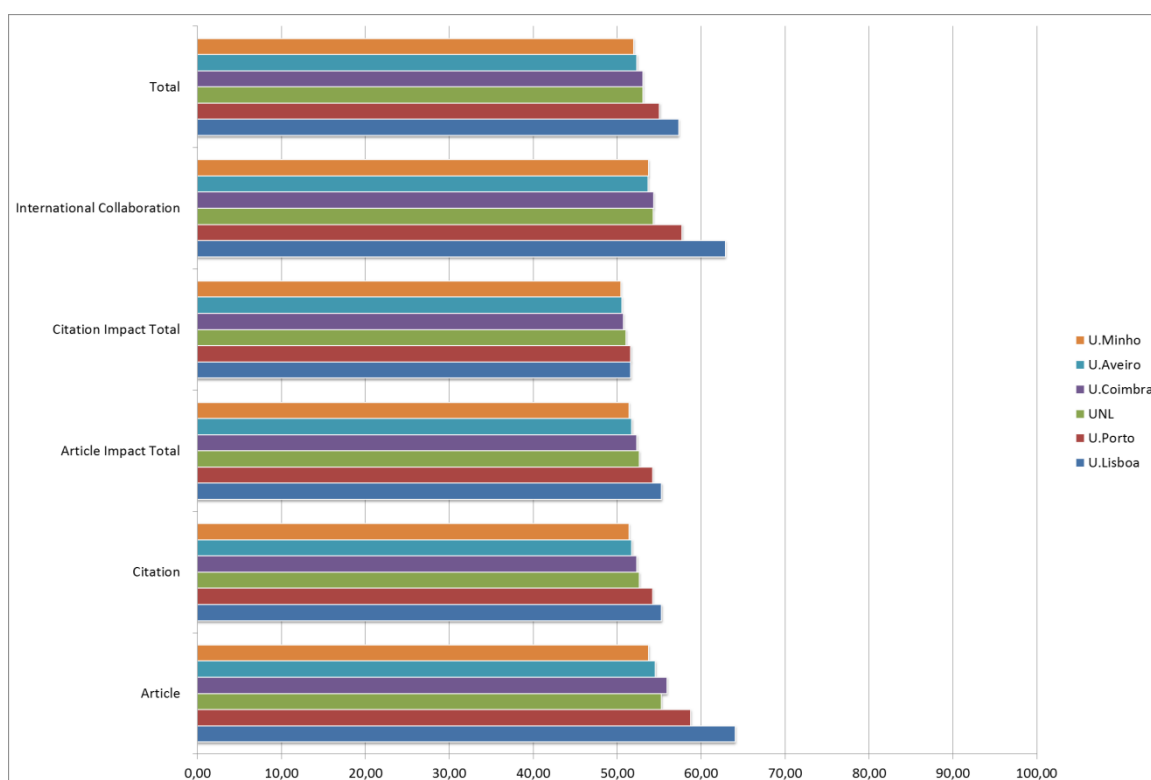


Information & Computing Sciences

Tabela 9: Posições e scores das universidades portuguesas no URAP Information & Computing Sciences Ranking 2014/15

	#Word	Article	Citation	Article Impact Total	Citation Impact Total	Int. Collab.	Total score	#Europa	#Iberoam	#PT
U.Lisboa	134	64,09	55,32	55,32	51,63	62,91	57,35	38	6	1
U.Porto	216	58,79	54,24	54,24	51,65	57,76	55,08	85	12	2
UNL	367	55,30	52,66	52,66	51,08	54,30	53,09	144	26	3
U.Coimbra	370	55,96	52,37	52,37	50,77	54,36	53,07	146	27	4
U.Aveiro	460	54,57	51,78	51,78	50,57	53,70	52,37	191	35	5
U.Minho	502	53,78	51,43	51,43	50,44	53,76	52,00	211	40	6
Nº de Univ/IES	600							253	48	6

Gráfico 9: Scores das universidades portuguesas no URAP Information & Computing Sciences Ranking 2014/15

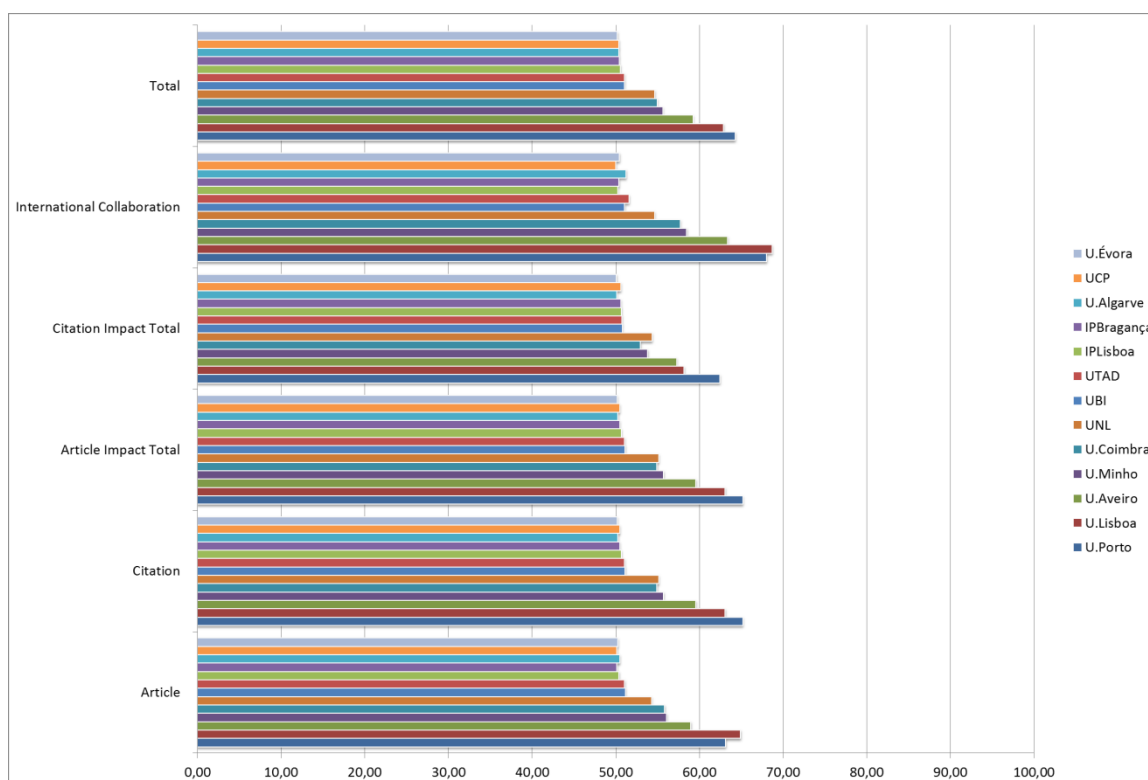


Engineering

Tabela 10: Posições e scores das instituições de ensino superior portuguesas no URAP Engineering Ranking 2014/15

	#Word	Article	Citation	Article Impact Total	Citation Impact Total	Int. Collab.	Total score	#Europa	#Iberoam	#PT
U.Porto	78	63,16	65,19	65,19	62,45	68,05	64,29	16	2	1
U.Lisboa	96	64,94	63,10	63,10	58,18	68,70	62,89	21	3	2
U.Aveiro	163	58,99	59,60	59,60	57,29	63,38	59,25	53	7	3
U.Minho	282	56,10	55,73	55,73	53,84	58,50	55,63	98	18	4
U.Coimbra	327	55,87	54,95	54,95	52,98	57,73	54,96	114	21	5
UNL	344	54,28	55,14	55,14	54,35	54,66	54,68	124	24	6
UBI	860	51,16	51,13	51,13	50,79	51,08	51,05	353	74	7
UTAD	867	51,07	51,05	51,05	50,75	51,61	51,04	354	76	8
IPLisboa	1033	50,40	50,67	50,67	50,69	50,24	50,57	416	90	9
IPBragança	1082	50,14	50,48	50,48	50,62	50,40	50,42	435	94	10
U.Algarve	1097	50,50	50,28	50,28	50,11	51,25	50,39	442	97	11
UCP	1098	50,16	50,48	50,48	50,61	50,02	50,39	443	98	12
U.Évora	1154	50,25	50,18	50,18	50,10	50,46	50,21	467	104	13
Nº de Univ/IES	1250							497	108	13

Gráfico 10: Scores das instituições de ensino superior portuguesas no URAP Engineering Ranking 2014/15

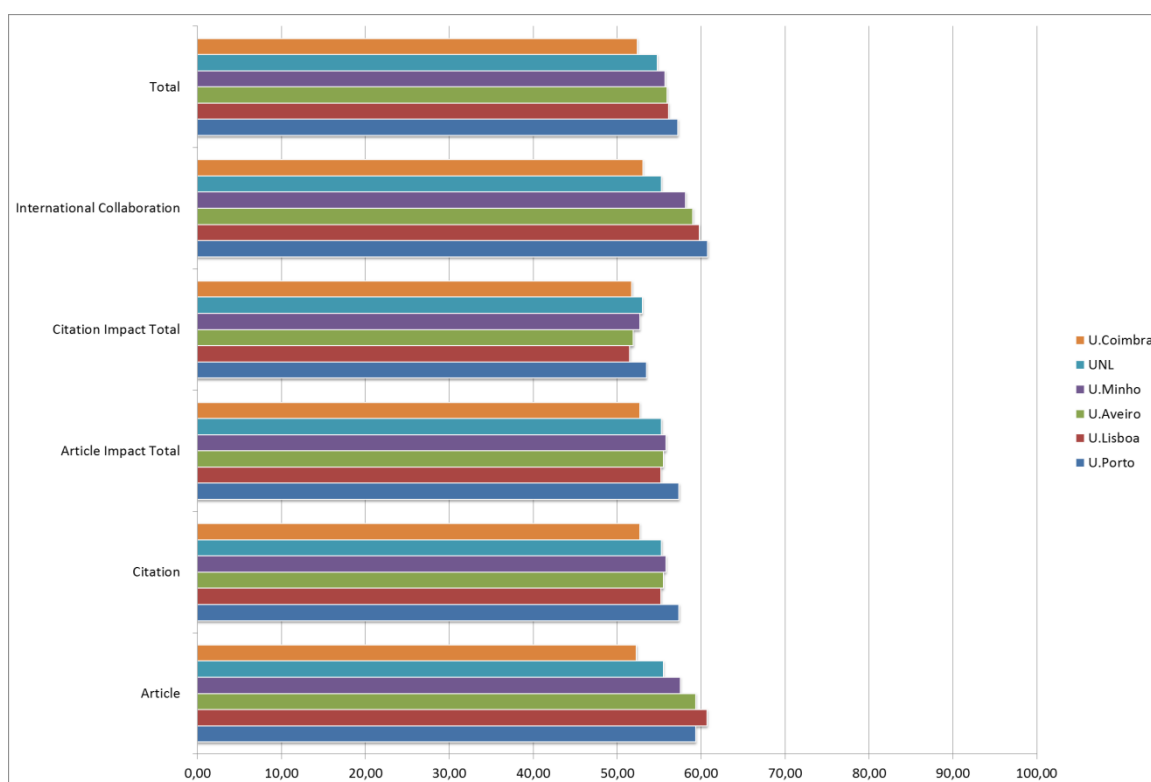


Technology

Tabela 11: Posições e scores das universidades portuguesas no URAP Technology Ranking 2014/15

	#Word	Article	Citation	Article Impact Total	Citation Impact Total	Int. Collab.	Total score	#Europa	#Iberoam	#PT
U.Porto	167	59,38	57,40	57,40	53,50	60,82	57,26	46	7	1
U.Lisboa	202	60,74	55,24	55,24	51,52	59,80	56,14	66	10	2
U.Aveiro	211	59,38	55,53	55,53	51,96	59,03	55,95	71	11	3
U.Minho	223	57,53	55,83	55,83	52,71	58,18	55,71	77	13	4
UNL	273	55,53	55,31	55,31	53,02	55,28	54,79	96	17	5
U.Coimbra	492	52,32	52,70	52,70	51,77	53,07	52,41	195	32	6
Nº de Univ/IES	500							199	33	6

Gráfico 11: Scores das universidades portuguesas no URAP Technology Ranking 2014/15

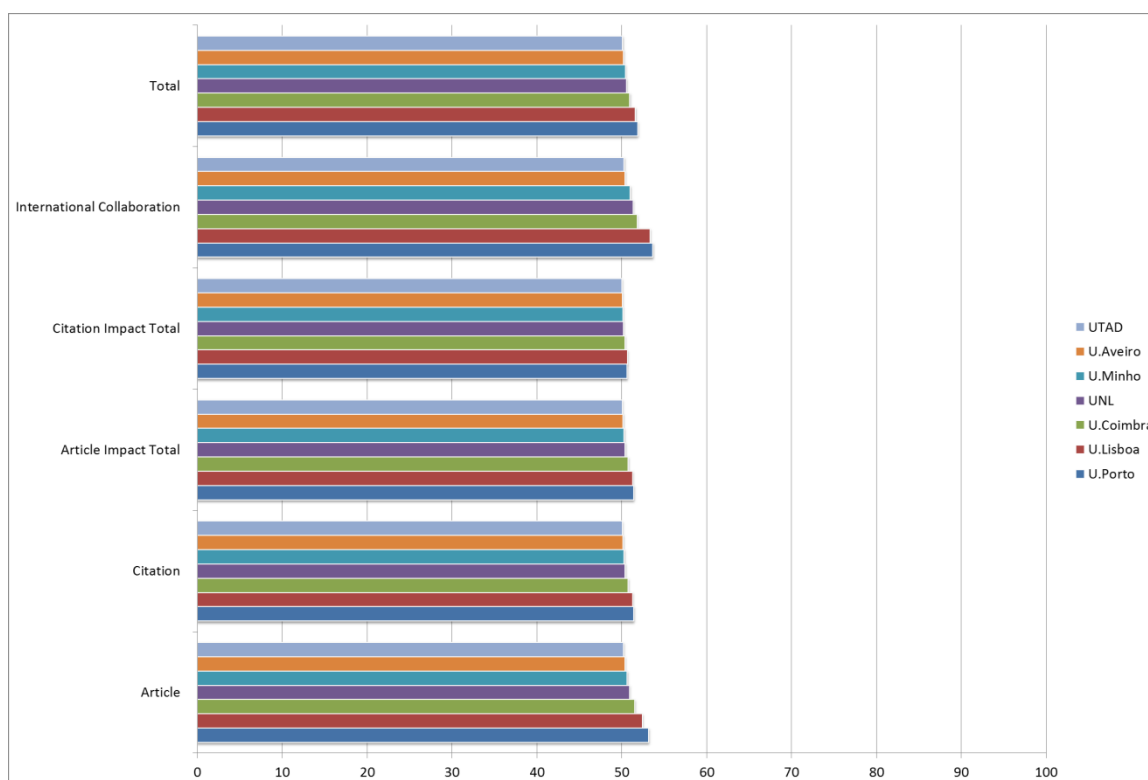


Medical and Health Sciences

Tabela 12: Posições e scores das universidades portuguesas no URAP Medical and Health Sciences Ranking 2014/15

	#Word	Article	Citation	Article Impact Total	Citation Impact Total	Int. Collab.	Total score	#Europa	#Iberoam	#PT
U.Porto	239	53,18	51,43	51,43	50,64	53,68	51,89	112	6	1
U.Lisboa	271	52,44	51,28	51,28	50,67	53,33	51,62	123	8	2
U.Coimbra	379	51,54	50,76	50,76	50,37	51,81	50,96	172	21	3
UNL	507	50,91	50,41	50,41	50,19	51,33	50,57	213	29	4
U.Minho	613	50,66	50,29	50,29	50,13	51,01	50,42	253	37	5
U.Aveiro	809	50,37	50,16	50,16	50,07	50,38	50,21	325	60	6
UTAD	961	50,21	50,06	50,06	50,02	50,29	50,11	390	82	7
Nº de Univ/IES	1000							399	87	7

Gráfico 12: Scores das universidades portuguesas no URAP Medical and Health Sciences Ranking 2014/15

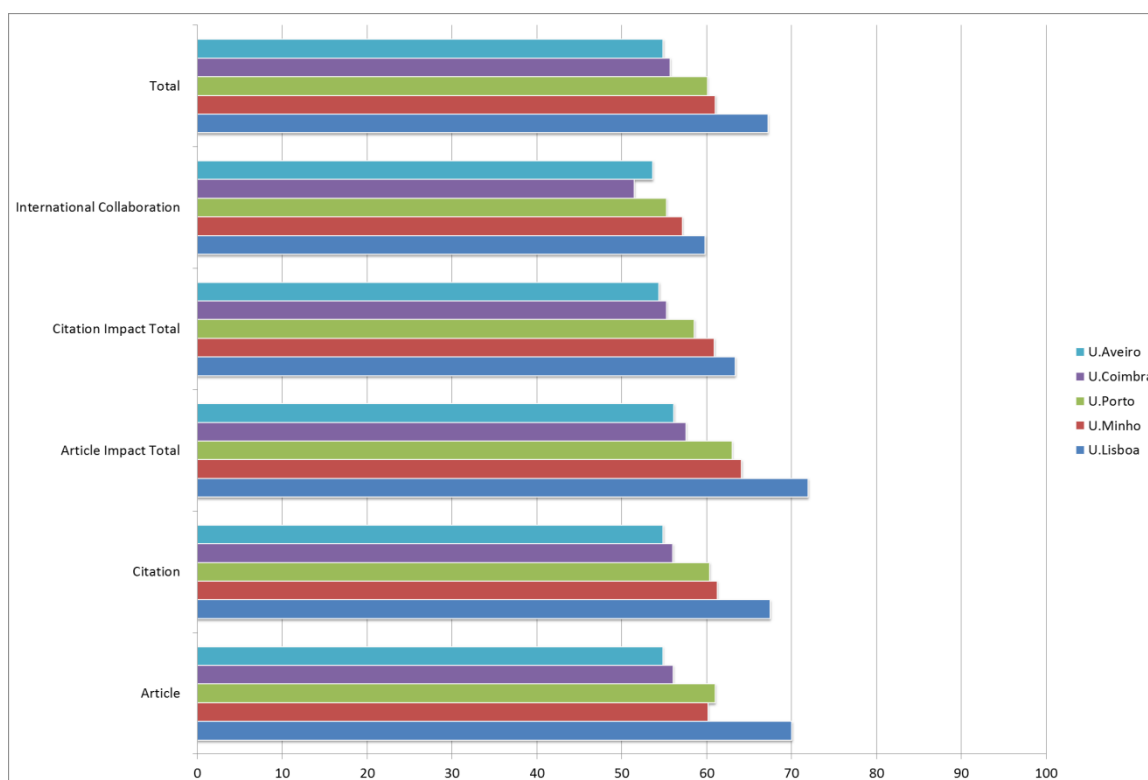


Built Environment and Design

Tabela 13: Posições e scores das universidades portuguesas no URAP Built Environment and Design Ranking 2014/15

	#Word	Article	Citation	Article Impact Total	Citation Impact Total	Int. Collab.	Total score	#Europa	#Iberoam	#PT
U.Lisboa	29	70,05	67,49	71,96	63,39	59,84	67,23	14	1	1
U.Minho	52	60,15	61,25	64,12	60,91	57,14	61,05	24	2	2
U.Porto	68	61,01	60,35	62,99	58,56	55,26	60,09	30	3	3
U.Coimbra	145	56,06	56,02	57,56	55,28	51,48	55,70	60	7	4
U.Aveiro	171	54,83	54,89	56,14	54,40	53,64	54,88	75	13	5
Nº de Univ/IES	200							89	16	5

Gráfico 13: Scores das universidades portuguesas no URAP Built Environment and Design Ranking 2014/15

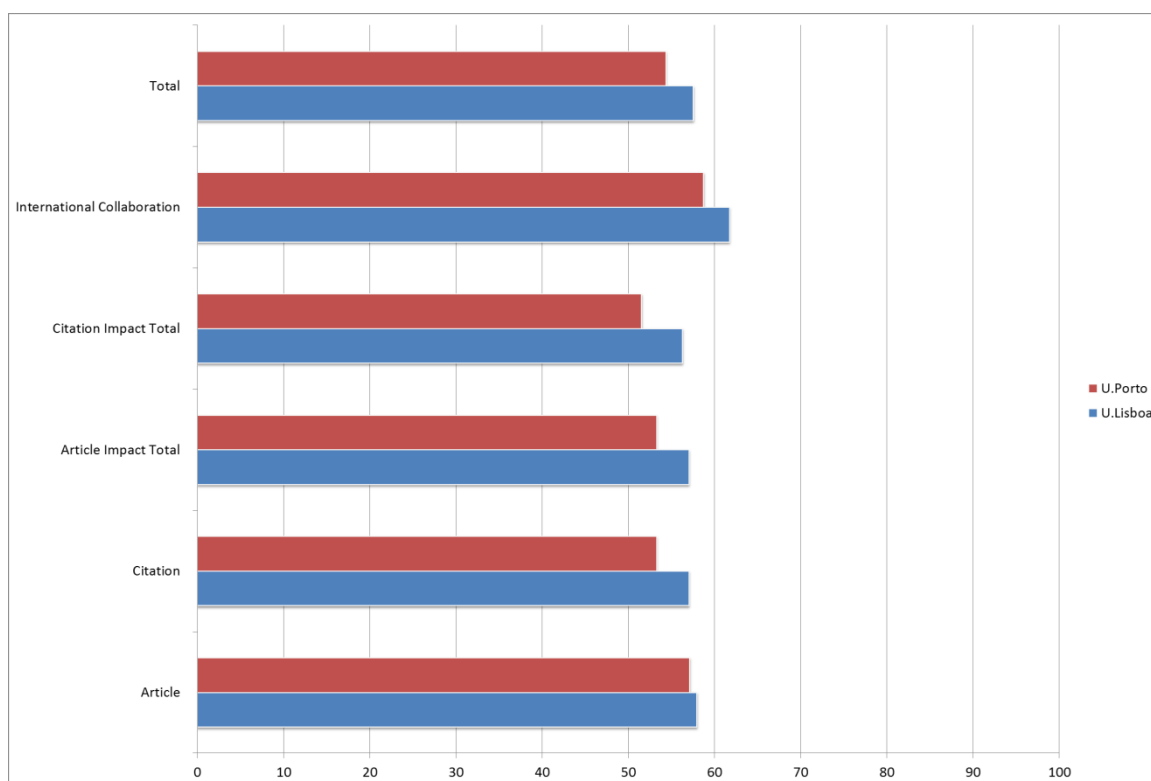


Education

Tabela 14: Posições e scores das universidades portuguesas no URAP Education Ranking 2014/15

	#Word	Article	Citation	Article Impact Total	Citation Impact Total	Int. Collab.	Total score	#Europa	#Iberoam	#PT
U.Lisboa	145	57,98	57,05	57,05	56,3	61,75	57,57	42	3	1
U.Porto	228	57,14	53,29	53,29	51,55	58,76	54,37	70	5	2
Nº de Univ/IES	250							80	7	2

Gráfico 14: scores das universidades portuguesas no URAP Education Ranking 2014/15

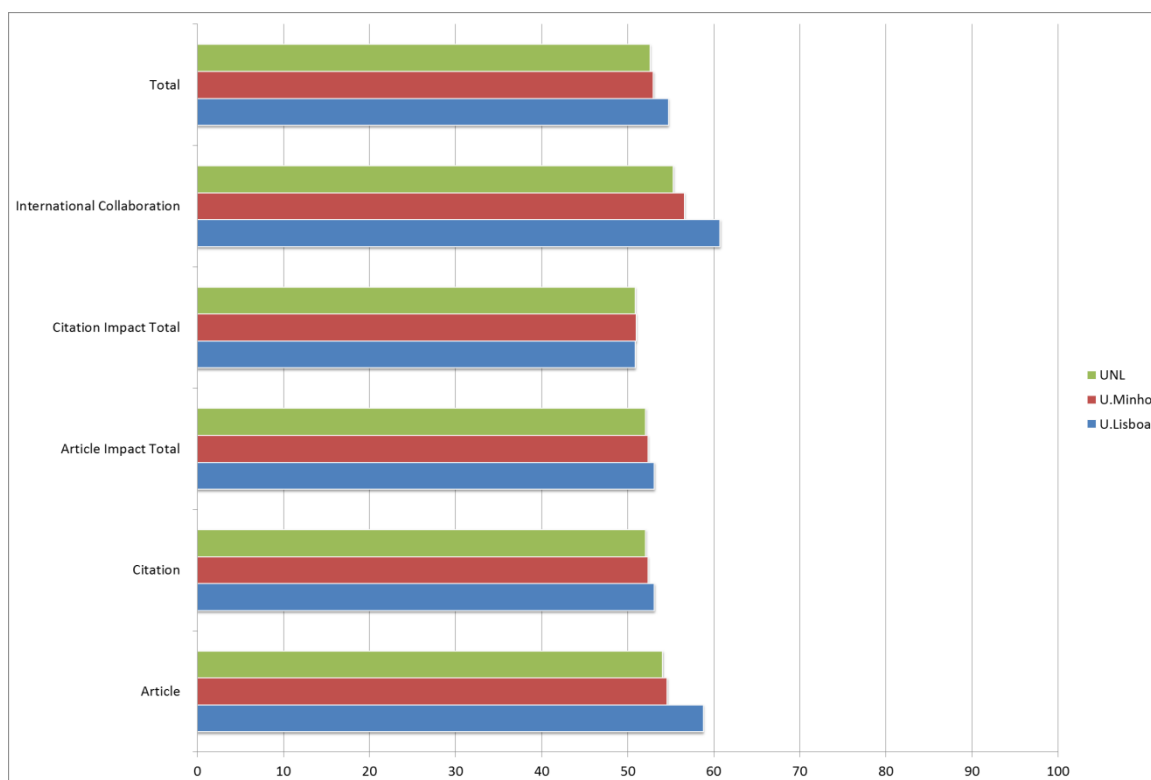


Economics

Tabela 15: Posições e scores das universidades portuguesas no URAP Economics Ranking 2014/15

	#Word	Article	Citation	Article Impact Total	Citation Impact Total	Int. Collab.	Total score	#Europa	#Iberoam	#PT
U.Lisboa	124	58,80	53,13	53,13	50,90	60,76	54,75	58	4	1
U.Minho	213	54,61	52,37	52,37	51,00	56,62	53,01	94	7	2
UNL	240	54,08	52,10	52,10	50,89	55,32	52,61	103	9	3
Nº de Univ/IES	250							110	9	3

Gráfico 15: Scores das universidades portuguesas no URAP Economics Ranking 2014/15

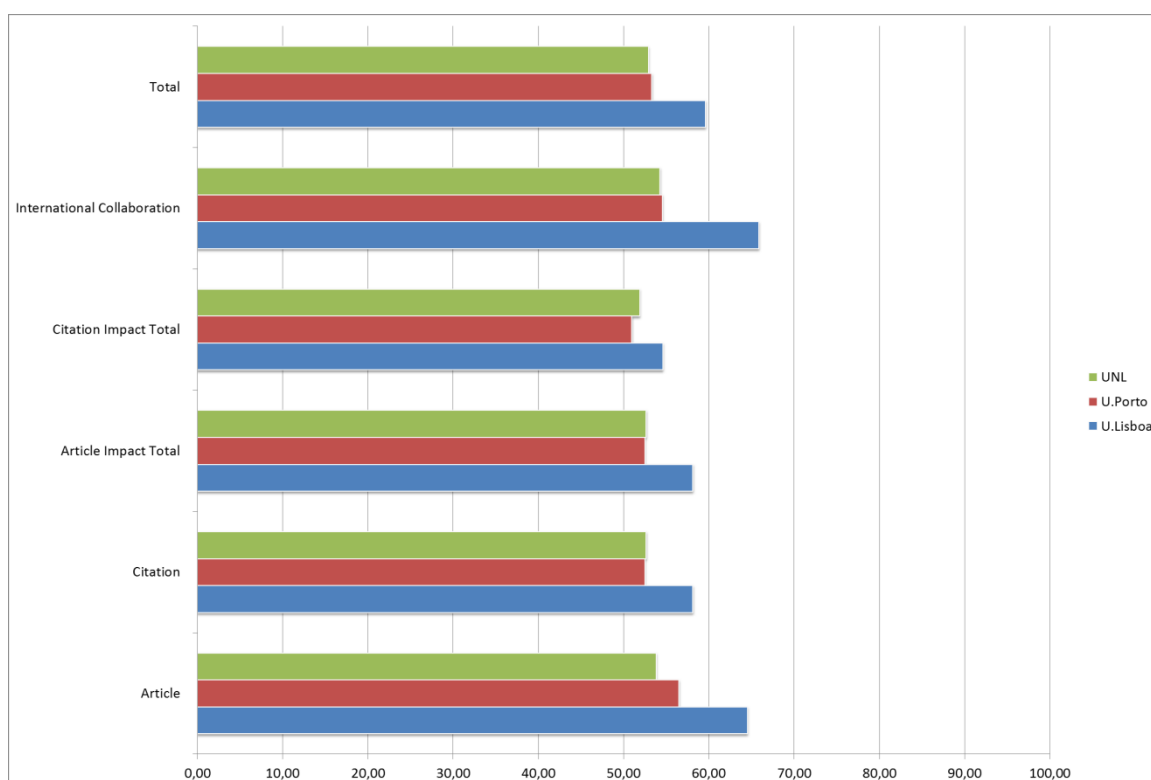


Commerce, Management, Tourism and Services

Tabela 16: Posições e scores das universidades portuguesas no URAP Commerce, Management, Tourism and Services Ranking 2014/15

	#Word	Article	Citation	Article Impact Total	Citation Impact Total	Int. Collab.	Total score	#Europa	#Iberoam	#PT
U.Lisboa	112	64,54	58,14	58,14	54,62	65,88	59,63	29	1	1
U.Porto	342	56,50	52,50	52,50	50,99	54,56	53,33	120	14	2
UNL	375	53,82	52,66	52,66	51,90	54,28	52,92	134	16	3
Nº de Univ/IES	400							150	19	3

Gráfico 16: Scores das universidades portuguesas no URAP Commerce, Management, Tourism and Services Ranking 2014/15

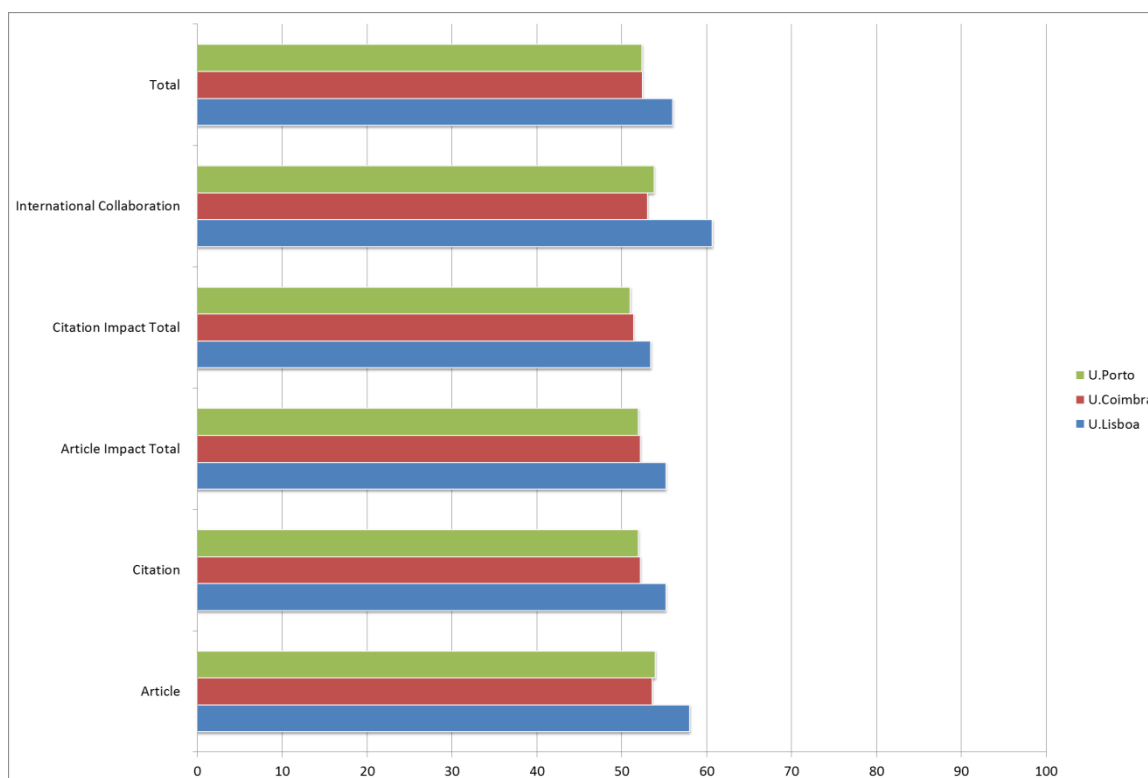


Studies in Human Society

Tabela 17: Posições e scores das universidades portuguesas no URAP Studies in Human Society Ranking 2014/15

	#Word	Article	Citation	Article Impact Total	Citation Impact Total	Int. Collab.	Total score	#Europa	#Iberoam	#PT
U.Lisboa	183	58,02	55,20	55,20	53,43	60,69	56,01	74	5	1
U.Coimbra	370	53,58	52,20	52,20	51,4	53,05	52,43	147	13	2
U.Porto	372	53,96	51,97	51,97	51,01	53,82	52,41	149	14	3
Nº de Univ/IES	400							161	16	3

Gráfico 17: Scores das universidades portuguesas no URAP Studies in Human Society Ranking 2014/15

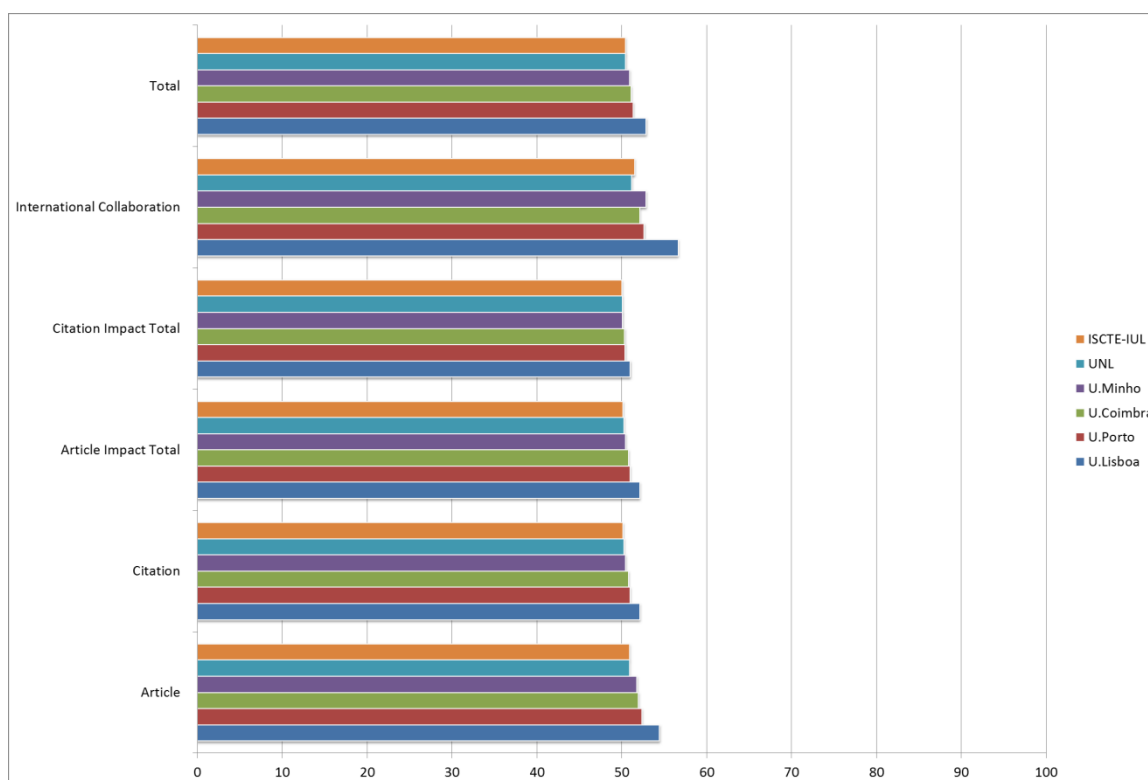


Psychology and Cognitive Sciences

Tabela 18: Posições e scores das universidades portuguesas no URAP Psychology and Cognitive Sciences Ranking 2014/15

	#Word	Article	Citation	Article Impact Total	Citation Impact Total	Int. Collab.	Total score	#Europa	#Iberoam	#PT
U.Lisboa	186	54,46	52,13	52,13	51,02	56,65	52,89	79	5	1
U.Porto	360	52,38	50,98	50,98	50,41	52,64	51,35	159	15	2
U.Coimbra	407	51,97	50,81	50,81	50,34	52,12	51,11	177	18	3
U.Minho	439	51,79	50,45	50,45	50,11	52,87	50,94	196	23	4
UNL	622	50,92	50,26	50,26	50,08	51,17	50,47	270	42	5
ISCTE-IUL	637	50,92	50,15	50,15	50,02	51,52	50,44	276	44	6
Nº de Univ/IES	650							282	45	6

Gráfico 18: Scores das universidades portuguesas no URAP Psychology and Cognitive Sciences Ranking 2014/15



Law and Legal Studies

No URAP Law and Legal Studies Ranking 2014/15, não consta nenhuma Universidade portuguesa.

	Nº de Univ/IES
PT	0
Iberoam	1
Europa	13
World	50

Studies in Creative Arts and Writing

No URAP Studies in Creative Arts and Writing Ranking 2014/15, não consta nenhuma Universidade portuguesa.

	Nº de Univ/IES
PT	0
Iberoam	1
Europa	9
World	50

Language, Communication and Culture

No URAP Language, Communication and Culture Ranking 2014/15, não consta nenhuma Universidade portuguesa.

	Nº de Univ/IES
PT	0
Iberoam	6
Europa	106
World	250

History and Archaeology

No URAP History and Archaeology Ranking 2014/15, não consta nenhuma Universidade portuguesa.

	Nº de Univ/IES
PT	0
Iberoam	5
Europa	56
World	100

Philosophy and Religious Studies

No URAP Philosophy and Religious Studies Ranking 2014/15, não consta nenhuma Universidade portuguesa.

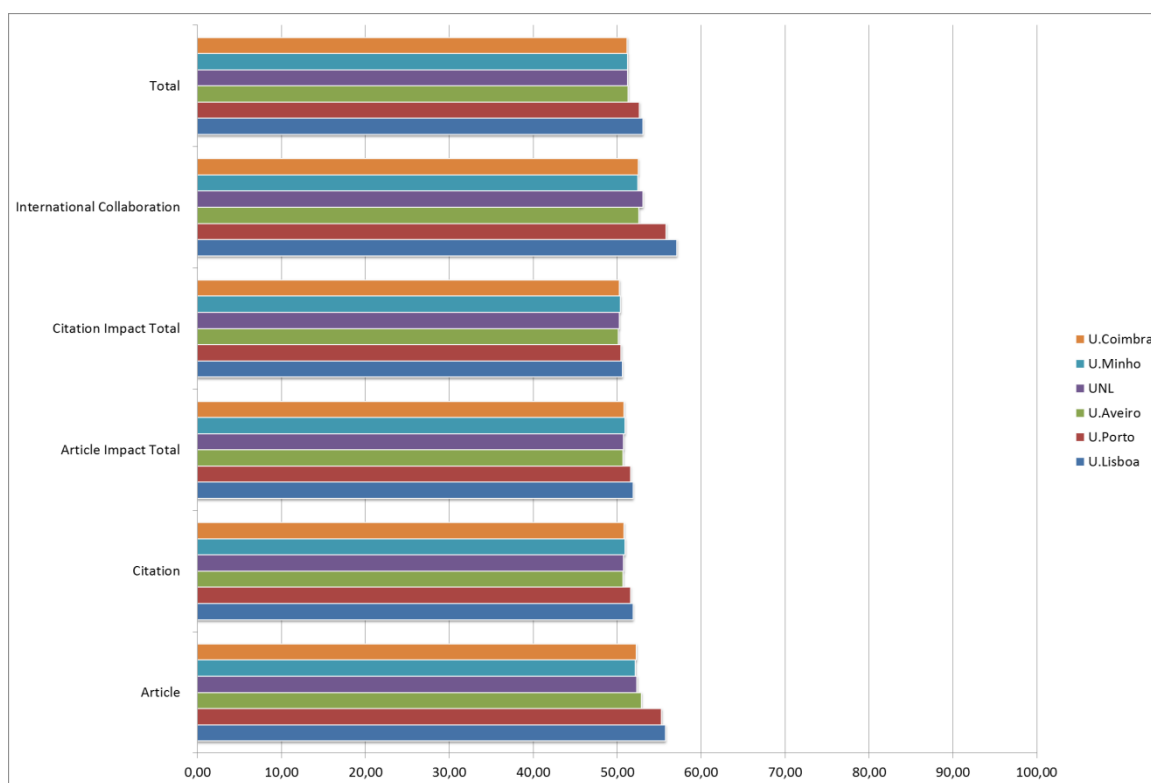
	Nº de Univ/IES
PT	0
Iberoam	2
Europa	44
World	100

Multidisciplinary

Tabela 19: Posições e scores das universidades portuguesas no URAP Multidisciplinary Ranking 2014/15

	#Word	Article	Citation	Article Impact Total	Citation Impact Total	Int. Collab.	Total score	#Europa	#Iberoam	#PT
U.Lisboa	167	55,77	51,91	51,91	50,64	57,14	53,08	70	4	1
U.Porto	199	55,31	51,60	51,60	50,49	55,86	52,67	81	7	2
U.Aveiro	377	52,91	50,72	50,72	50,18	52,60	51,32	156	17	3
UNL	386	52,39	50,79	50,79	50,27	53,09	51,29	160	21	4
U.Minho	388	52,20	50,95	50,95	50,41	52,46	51,28	162	23	5
U.Coimbra	402	52,30	50,83	50,83	50,30	52,54	51,23	170	25	6
Nº de Univ/IES	600							248	40	6

Gráfico 19: Scores das universidades portuguesas no URAP Multidisciplinary Ranking 2014/15



4. Índice de tabelas

Tabela 1: Evolução 2013/14 e 2014/15 das posições e <i>scores</i> totais da U.Porto no URAP Field Based Rankings	3
Tabela 2: Posições e <i>scores</i> das universidades portuguesas no URAP Mathematical Sciences Ranking 2014/15	5
Tabela 3: Posições e <i>scores</i> das universidades portuguesas no URAP Physical Sciences Ranking 2014/15	6
Tabela 4: Posições e <i>scores</i> das universidades portuguesas no URAP Chemical Sciences Ranking 2014/15.....	7
Tabela 5: Posições e <i>scores</i> das universidades portuguesas no URAP Earth Sciences Ranking 2014/15.....	8
Tabela 6: Posições e <i>scores</i> das universidades portuguesas no URAP Environmental Sciences Ranking 2014/15.....	9
Tabela 7: Posições e <i>scores</i> das universidades portuguesas no URAP Biological Sciences Ranking 2014/15	10
Tabela 8: Posições e <i>scores</i> das universidades portuguesas no URAP Agricultural and Veterinary Sciences Ranking 2014/15.....	11
Tabela 9: Posições e <i>scores</i> das universidades portuguesas no URAP Information & Computing Sciences Ranking 2014/15.....	12
Tabela 10: Posições e <i>scores</i> das instituições de ensino superior portuguesas no URAP Engineering Ranking 2014/15	13
Tabela 11: Posições e <i>scores</i> das universidades portuguesas no URAP Technology Ranking 2014/15	14
Tabela 12: Posições e <i>scores</i> das universidades portuguesas no URAP Medical and Health Sciences Ranking 2014/15	15
Tabela 13: Posições e <i>scores</i> das universidades portuguesas no URAP Built Environment and Design Ranking 2014/15	16
Tabela 14: Posições e <i>scores</i> das universidades portuguesas no URAP Education Ranking 2014/15.....	17
Tabela 15: Posições e <i>scores</i> das universidades portuguesas no URAP Economics Ranking 2014/15	18
Tabela 16: Posições e <i>scores</i> das universidades portuguesas no URAP Commerce, Management, Tourism and Services Ranking 2014/15	19
Tabela 17: Posições e <i>scores</i> das universidades portuguesas no URAP Studies in Human Society Ranking 2014/15 .	20
Tabela 18: Posições e <i>scores</i> das universidades portuguesas no URAP Psychology and Cognitive Sciences Ranking 2014/15.....	21
Tabela 19: Posições e <i>scores</i> das universidades portuguesas no URAP Multidisciplinary Ranking 2014/15.....	23

5. Índice de gráficos

Gráfico 1 Evolução 2013/14 e 2014/15 dos <i>scores</i> totais da U.Porto no URAP Field Based Rankings.....	4
Gráfico 2: <i>Scores</i> das universidades portuguesas no URAP Mathematical Sciences Ranking 2014/15	5
Gráfico 3: <i>Scores</i> das universidades portuguesas no URAP Physical Sciences Ranking 2014/15	6
Gráfico 4: <i>Scores</i> das universidades portuguesas no URAP Chemical Sciences Ranking 2014/15.....	7
Gráfico 5: <i>Scores</i> das universidades portuguesas no URAP Earth Sciences Ranking 2014/15.....	8
Gráfico 6: <i>Scores</i> das universidades portuguesas no URAP Environmental Sciences Ranking 2014/15.....	9
Gráfico 7: <i>Scores</i> das universidades portuguesas no URAP Biological Sciences Ranking 2014/15	10
Gráfico 8: <i>Scores</i> das universidades portuguesas no URAP Agricultural and Veterinary Sciences Ranking 2014/15....	11
Gráfico 9: <i>Scores</i> das universidades portuguesas no URAP Information & Computing Sciences Ranking 2014/15	12
Gráfico 10: <i>Scores</i> das instituições de ensino superior portuguesas no URAP Engineering Ranking 2014/15	13
Gráfico 11: <i>Scores</i> das universidades portuguesas no URAP Technology Ranking 2014/15	14
Gráfico 12: <i>Scores</i> das universidades portuguesas no URAP Medical and Health Sciences Ranking 2014/15	15
Gráfico 13: <i>Scores</i> das universidades portuguesas no URAP Built Environment and Design Ranking 2014/15	16
Gráfico 14: <i>scores</i> das universidades portuguesas no URAP Education Ranking 2014/15	17
Gráfico 15: <i>Scores</i> das universidades portuguesas no URAP Economics Ranking 2014/15	18
Gráfico 16: <i>Scores</i> das universidades portuguesas no URAP Commerce, Management, Tourism and Services Ranking 2014/15.....	19
Gráfico 17: <i>Scores</i> das universidades portuguesas no URAP Studies in Human Society Ranking 2014/15	20
Gráfico 18: <i>Scores</i> das universidades portuguesas no URAP Psychology and Cognitive Sciences Ranking 2014/15...	21
Gráfico 19: <i>Scores</i> das universidades portuguesas no URAP Multidisciplinary Ranking 2014/15.....	23