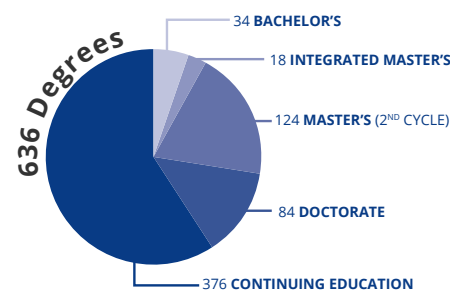


EDUCATIONAL OFFERINGS AND RESOURCES

Infrastructures

Campuses	3
Faculties	14
Business School	1
Libraries	16
Research units	49

Educational Offerings



Human Resources December

Teachers and researchers	2,291
Non-teaching staff	1,563

3,854

www.up.pt

U.PORTO

FACTS&FIGURES

2015/16

U. PORTO

Academic data from the 2015/2016 academic year and human resources data from December 31st, 2015, as applicable. Other data, cited in text.

STUDENTS

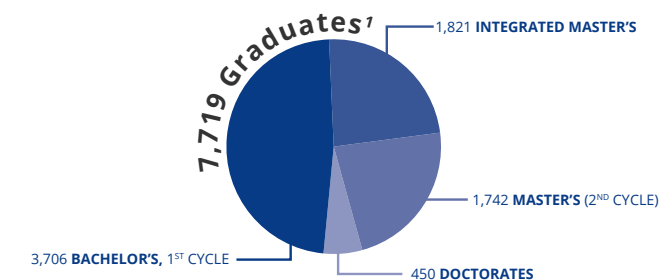
Students enrolled in degree programmes	29,921
Bachelor's	8,546
Integrated Master's	12,490
Master's	5,549
Doctorate	3,336
Enrolled students, including mobility students	31,892

ADMISSIONS AND GRADUATES

Admissions to Higher Education

Vacancies, 1 st cycles and Integrated Master's	4,160
First-choice candidates	7,825
Number of candidates per vacancy	1,9

Graduates



¹ (401 of which are foreign students)

RESEARCH, INNOVATION AND ENTREPRENEURSHIP

Research

Research Units	49
Units evaluated as "Exceptional"	4
Units evaluated as "Excellent"	10
Units evaluated as "Very Good"	21
Published articles, indexed in the <i>Web of Science</i> , 2014	3,986
Articles published in the WoS 2010-2014	17,442
% of national articles indexed in the WoS	23,4%

Innovation

Active national and international patents	183
Active licensed patents	20
Communications of inventions	258

UPTEC

Businesses and business projects	203
Start-ups and business projects	118
Research centres and anchor projects	49
Graduated businesses	36
Jobs (including graduated businesses)	1,832

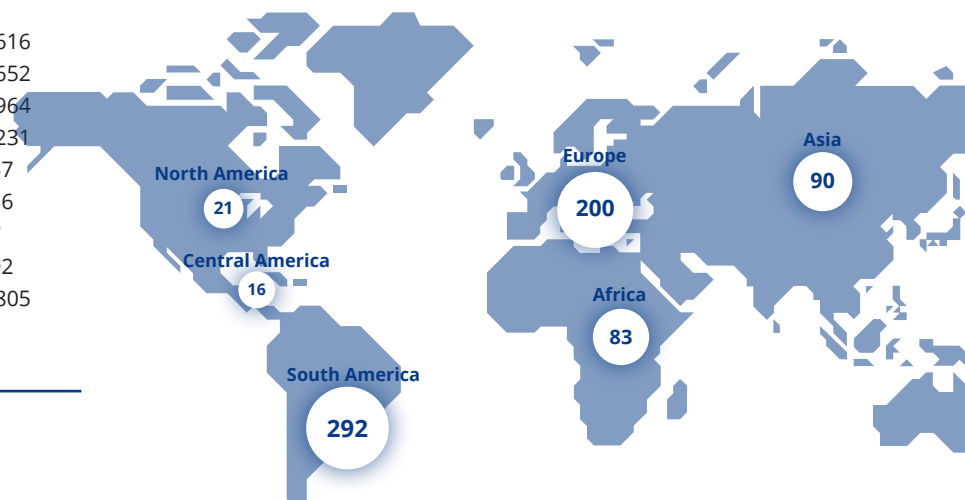
FINANCIAL RESOURCES (IN THOUSANDS OF EUROS)

U.Porto revenue, limited scope	222,630
Allocation of state budget	113,093
Own revenue	109,537
U.Porto revenue, broad scope	308,513

INTERNATIONALISATION

Foreign students	3,616
Foreign graduate students	1,652
Foreign IN mobility students	1,964
U.Porto OUT mobility students	1,231
Nationalities	167
Foreign IN teachers	136
U.Porto OUT teachers	87
Cooperation agreements	702
Partnering institutes of higher education	1,805

COOPERATION AGREEMENTS 702



INTERNATIONAL RANKINGS

Ranking	Type	PORTUGAL		IBEROAMERICA		EUROPE		WORLD	
		#	#	IAU* Percentile	#	IAU* Percentile	#	IAU* Percentile	
<i>Academic Ranking of World Universities</i>	Reputation	2	10-16	0.3%	123-158	3.8%	301-400	2.1%	
<i>Quacquarelli Symonds - QS</i>	Reputation	1	17	0.4%	138	3.3%	308	1.7%	
<i>Times Higher Education</i>	Reputation	2-5	10-20	0.4%	202-253	6,1%	401-500	2.7%	
<i>U.S. News Best Global Universities</i>	Reputation	2	12	0.3%	139	3.4%	322	1.7%	
<i>Center for World University Rankings</i>	Reputation	2	8	0.2%	126	3.1%	308	1.7%	
<i>Webometrics**</i>	Web	1	8	0.2%	56	1.4%	162	0.9%	
<i>National Taiwan University Ranking</i>	Research	2	9	0.2%	115	2.8%	269	1.4%	
<i>SCImago Institutions Rankings</i>	Research	2	8	0.2%	55	1.3%	169	0.9%	
<i>University Ranking by Academic Performance</i>	Research	2	6	0.1%	82	2.0%	183	1.0%	
<i>The Leiden Ranking**</i>	Research	2	5	0.1%	42	1.0%	149	0.8%	

* Estimated total number of institutions (source - IAU <http://www.whed.net/home.php>): in Latin America, 4,775; in Europe, 4,126; in the world, 18,619

** Data from 23th may 2016

STUDENT LIFE AND COMMUNITY

U.Porto Student Support Services

Meals served per day	2,410
Meals served per year	585,501
Dining halls	21
Average monthly scholarship	€199
SASUP scholarship recipients	5,517
Residence halls	9
Beds	1,190
Medical and psychological appointments	4,777

University of Porto Sports Centre

University National Championship	
Medals 2014/2015	191
Students with student-athlete status	529
Uses of the U.Porto Fitness Programme	138,062
Users of the U.Porto Fitness Programme	2,410

Junior University

Junior University students	5,041
Participants in research schools	174
Partnerships with City Halls	37

Mostra U.Porto

Visitors	13,654
Participating schools	96

Volunteering

Volunteer project participants	2,025
--------------------------------	-------