

International Conference on Environmental
Epidemiology & Exposure

Conférence

internationale d'épidémiologie

et d'exposition environnementales

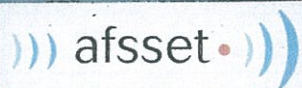
ISEE / ISEA



Science, Population Diversity, Caution and Precaution

SEPTEMBER 2-6, 2006

Cité des Sciences et de l'Industrie
PARIS



Abstract Book

stress. This phenomenon has been reported following... probably a result of the precautionary measures taken during the emergency period. When planning public health... communication.

MM4-PD-09 CONCENTRATIONS AND MASS DISTRIBUTION OF ATMOSPHERIC PARTICLES : INFLUENCE OF FOREST FIRES

K SLEZAKOVA¹, MC PEREIRA¹, MC ALVIM-FERRAZ¹

(1) LEPAE, DEQ, FEUP, University of Porto, Porto.

Forest fires are an old phenomenon in Portuguese forests. The fire episodes during 2005 were one of the worst in Portuguese history being associated with 16 deaths. As the extent of fires is increasing nowadays, concentrations of some air pollutants, especially of particulate matter (PM), are higher, leading to higher risk to human health. Thus, to evaluate the potential risk to public health, the work here reported studied PM related to fires during May to September 2004 and 2005 with the following objectives: (i) to evaluate the increase of PM₁₀ concentrations; (ii) to evaluate the increase of exceedances of PM₁₀ daily limits; and (iii) to evaluate the influence on particle mass distribution.

The sites selected were: (i) TR₁ and TR₂ both influenced mainly by traffic and located in Oporto Metropolitan Area; (ii) BG₁ and BG₂ considered as background ones with rural localization. PM₁₀ concentrations were obtained through beta radiation attenuation method. Gravimetric mass distribution was obtained at site BG₂ using constant flow samplers combined with PM₁₀ and PM_{2.5} EN LVS sampling heads.

As extent of fires was generally higher in 2005, at both sites TR₁ and TR₂ average PM₁₀ concentrations were higher for all months of the analysed period. Nevertheless, fires in August 2005 were much bigger than during other months, therefore only PM₁₀ monthly averages of August 2005 and 2004 were significantly different. At site BG₁ average PM₁₀ concentrations were also higher, however as located in mountainous area with forests where the influence of forest fires emissions was stronger, significant differences were also observed comparing May and June. In August 2005 the days exceeding PM₁₀ daily limit increased 38% and 49% due to the highest extent of fires for TR₁ and TR₂, respectively, nevertheless those exceedances were not significantly different comparing the other months. At site BG₁ the days exceeding the PM₁₀ daily limits were 6 and 16 in 2004 and 2005, respectively; still the highest increase (from 0 to 11) was observed for August, showing the strong impact of fires emissions and confirming previous results of monthly averages comparison.

Evaluating the mass distribution during August 2005 at site BG₂ the average PM_{2.5}/PM₁₀ ratio was 0.67 (days without fires) and 0.87 (days with fires). This increase was probably caused by higher PM_{2.5} concentrations generated by fires. Considering the health effects of smaller PM fractions it may be concluded that fires strongly increase the potential risks for public health.

Concentrations and Mass Distribution of Atmospheric Particles: Influence of Forest Fires

K. Slezakova, M. C. Pereira, M.C.M. Alvim-Ferraz

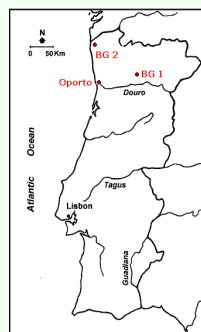
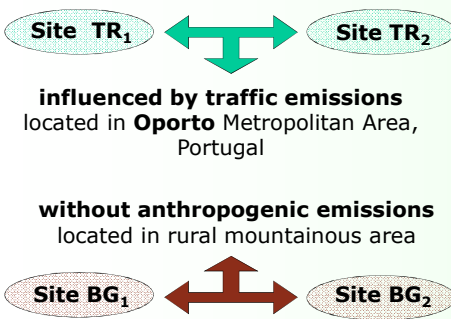
LEPAE, Departamento de Engenharia Química, Faculdade de Engenharia, Universidade do Porto,
Rua Dr. Roberto Frias, 4200-465, Porto, Portugal, Tel. +351 22 508 1976, e-mail: slezakok@fe.up.pt

Objectives

To evaluate the potential risk to public health related with forest fires during May to September 2004 and 2005 with the following objectives:

- to evaluate the increase of PM₁₀ concentrations
- to evaluate the increase of exceedances of EU 24-h PM₁₀ limits
- to evaluate the influence on particle mass distribution

Experimental



METHODOLOGY

PM₁₀ beta radiation attenuation method:

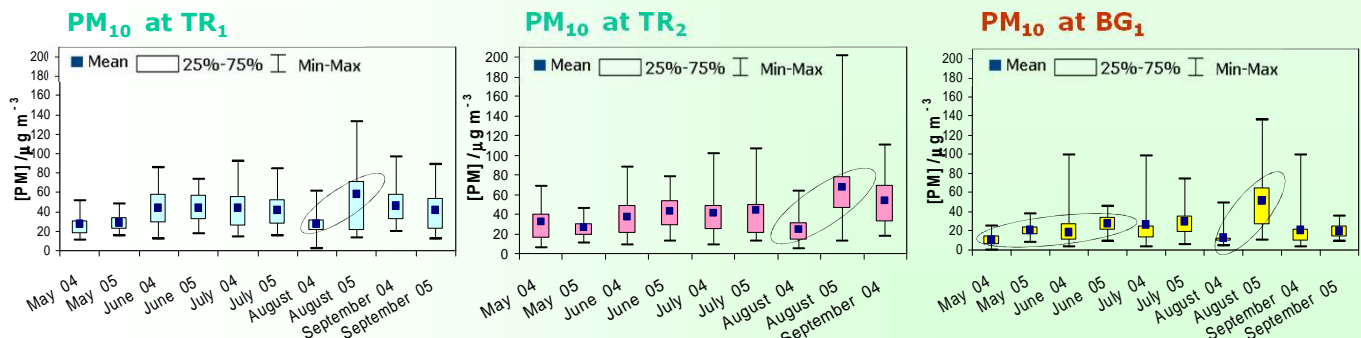
- MSI 100 I et E (Environment S.A.)

PM₁₀, PM_{2.5} gravimetric mass determination:

- Bravo H2 (TCR TECORA) constant flow samplers combined with PM₁₀, PM_{2.5} sampling heads in accordance with norm EN12341
- Polytetrafluoroethylene (PTFE) membrane filters (2 μm porosity)



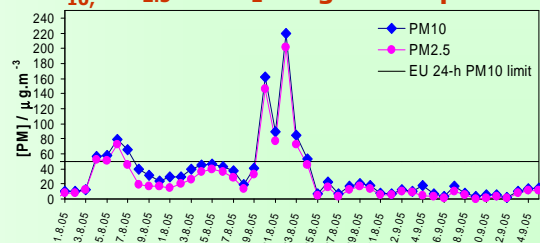
Results



Exceedances of EU 24-h PM₁₀ limits

Site	Number of days exceeding EU 24-h PM ₁₀ limit from May to September		Number of days exceeding EU 24-h PM ₁₀ limit during August		Increase of exceedances of EU 24-h PM ₁₀ limits comparing August 2004 and 2005 [%]
	2004	2005	2004	2005	
TR ₁	36	43	2	13	38
TR ₂	21	35	2	18	49
BG ₁	6	16	0	11	35

PM₁₀, PM_{2.5} at BG₂: August - September 05



Conclusions

At sites TR₁ and TR₂ significant differences of PM₁₀ concentrations were observed in August 2005, when forest fires were much bigger than in other months.

As site BG₁ is situated in a mountainous area, where the influence of forest fires is stronger, significant differences of PM₁₀ were observed also in May and June 2005.

For all the sites, the highest increase of days exceeding 24-h PM₁₀ limit was observed in August 2005.

Evaluating particle mass distribution at BG₂, the average PM_{2.5}/PM₁₀ ratio was 0.67 for days without fires and 0.87 for days with fires. This increase was probably caused by higher PM_{2.5} concentrations generated by fires. Considering the health effects of smaller PM fraction, it may be concluded that fires strongly increase the potential risk for public health.

